

TAEGUTEC  
**SPEEDTEC**  
HIGH SPEED & FEED LINES

# NEW PRODUCTS



# CONTENTS

TAEGUTEK  
**SPEEDTURN**  
HIGH SPEED & FEED TURNING

**HUSHBORE**

Head Changeable Anti-Vibration  
Boring Bar

07

**POSSTURN**

All Directional Turning with  
Positive 4 Cutting Edges Insert

14

**RHINOXTURN**

Double-Sided Versatile Insert with  
70° Cutting Edge

18

**RHINOMTURN**

Economical Double-Sided Mini Size  
Insert

26

**COOLBURST**

RHINOTURN T-Holder with Internal  
High Pressure Coolant

34

**TURNSEED**

High Feed Trigonal Insert with  
Positive Cutting Edge

38



# CONTENTS

TALGOTEK  
**SPEEDCLAMP**  
HIGH SPEED & FEED PARTING, GROOVING

**CUTSPEED**

New Single-Ended Rigid Insert for Parting and Grooving with Unique Adaptors

41

**FACE RUSH**

Unique Shallow Face Grooving Insert for Multiple Applications

47

**QUAD RUSH**

Economical Parting and Grooving Insert with 4 Cutting Edges for Miniature Machining

51

**QUADIRUSH**

Small Size Internal Grooving Insert with 4 Cutting Edge

55

**MINIRUSH**


Mini Indexable Insert for Internal Shallow Grooving

57

**T-CLAMP**

High Feed CBN Insert for Hardened Materials

60



# CONTENTS

TAEKUTEC  
**SPEEDDRILL**  
HIGH SPEED & FEED DRILLING

**SOLID3DRILL**

High Productivity Solid Carbide Drill  
with Triple Cutting Edges

63

**DRILLSPEED**

Head Changeable 3 Flute Drill  
for Higher Productivity

66

**DRILLRUSH**

Self-Centering Drill Head with  
Unique Point Design

69

**MODURDRILL**

Unique Modular System for Various  
Drilling Diameters and Depths

72



# CONTENTS

TAEGUTECH  
**SPEEDMILL**  
HIGH SPEED & FEED MILLING

## MILLSPEED

Mini Sized 90° Shoulder Mill  
and High Feed Mill

77

## CHASE4FINISH

Super Finish Mill with  
Semi-Tangentially Clamped Insert

116

## TANGSPEED

High Productivity Shoulder Mill  
with Tangential Insert

81

## NANRUSH

Nano Indexable Insert  
for High Feed Milling

119

## MILLRUSH

Multi-tooth 90° End Mill  
with Helical Triangular Insert

89

## CHASE4FEED

High Feed Mill with  
Strong 4 Cutting Edge Insert

122

## CHASE4MILL

90° Shoulder Mill  
with 4 Cutting Edge Insert

93

## CHASE10MILL

High Feed & 65° Face Mill  
with 10 Cutting Edge Insert

129

## CHASE8MILL

Economical Shoulder Mill  
with 8 Cutting Edge Insert

104

## CERAMICSPEED

High Speed Ceramic Mill  
for Super Alloy

135

## CHASEVQUAD

Extended Flute Mill  
with Rigid V-bottom Insert

109

## MAXISLOT

Interchangeable Solid Carbide Head  
for Multiple Machining

141

## CHASE12MILL

Economical 45° Face Mill  
with Hexagonal Insert

112

## MAXIRUSH

New Head Changeable  
Solid Carbide End Mill


146



TAEGUTEC  
**SPEEDTURN**  
HIGH SPEED & FEED TURNING

INDUSTRY 4.0





# HUSHBORE

ANTI VIBRATION BAR

## Head Changeable Anti-Vibration Boring Bar



✓ Anti-vibration shank up to 10 x BD



✓ Variety of exchangeable heads



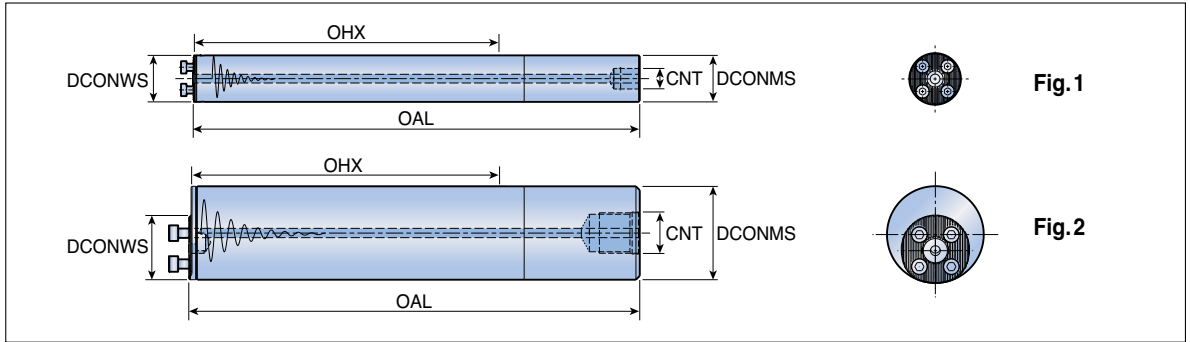
✓ Stable and rigid clamping system

✓ Internal coolant supply



**TaeguTec**  
Member IMC Group

## Anti-vibration shanks for boring



Designation	Dimension (mm)					Coolant	Fig.
	DCONMS	DCONWS	OAL	OHX	CNT		
QS16A-7D	16	16	156.3	92	G 1/8	●	1
QS16E-10D <sup>(1)</sup>	16	16	204.3	140	-	●	1
QS20A-7D	20	20	200.3	120	G 1/4	●	1
QS20E-10D <sup>(1)</sup>	20	20	260.3	180	-	●	1
QS25A-7D	25	25	257.5	155	G 1/4	●	1
QS25A-10D	25	25	332.5	230	G 1/4	●	1
QS32A-7D	32	32	323.0	192	G 3/8	●	1
QS32A-10D	32	32	419.0	288	G 3/8	●	1
QS40A-7D	40	40	411.0	251	G 1/2	●	1
QS40A-10D	40	40	531.0	368	G 1/2	●	1
QS50A-7D	50	40	523.0	318	G 1/2	●	2
QS50A-10D	50	40	673.0	468	G 1/2	●	2
QS60A-7D	60	40	633.0	388	G 3/4	●	2
QS60A-10D	60	40	813.0	568	G 3/4	●	2

- OHX: Maximum overhang
- <sup>(1)</sup> Carbide shank

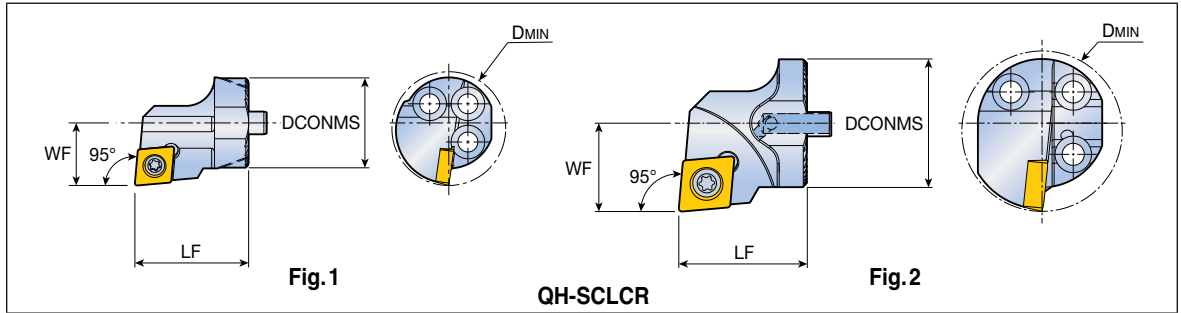
## Spare parts

Designation	Screw	Wrench			
QS16	SH M3x0.5X10	L-W 2.5			
QS20	SH M3.5x0.6X10	L-W 2.5			
QS25	SH M4x0.7X12	L-W 3			
QS32	SH M5x0.8X12	L-W 4			
QS40/50/60	SH M6x1X16	L-W 5			



# QH-SCLCR/L

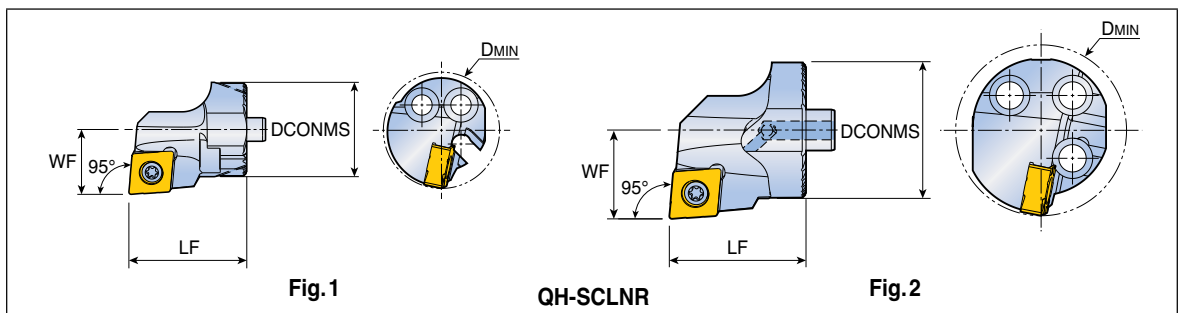
## Screw type boring heads



Approach angle	Designation	Dimension (mm)				Coolant	Fig.	Insert
		DCONMS	LF	WF	DMIN			
 95°	<b>QH16-SCLCR/L-06</b>	16	20	11	20	•	1	CC...T 0602...
	<b>QH20-SCLCR/L-09</b>	20	20	13	25	•	2	CC...T 09T3...
	<b>QH25-SCLCR/L-09</b>	25	22	17	32	•	2	
	<b>QH32-SCLCR/L-12</b>	32	32	22	40	•	2	CC...T 1204...
	<b>QH40-SCLCR/L-12</b>	40	38	27	50	•	2	

# QH-SCLNR/L

## Screw type boring heads



Approach angle	Designation	Dimension (mm)				Coolant	Fig.	Insert
		DCONMS	LF	WF	DMIN			
 95°	* <b>QH16-SCLNR/L-0703</b>	16	20	11	20	•	1	CN...X 0703...
	* <b>QH20-SCLNR/L-0703</b>	20	20	13	25	•	2	

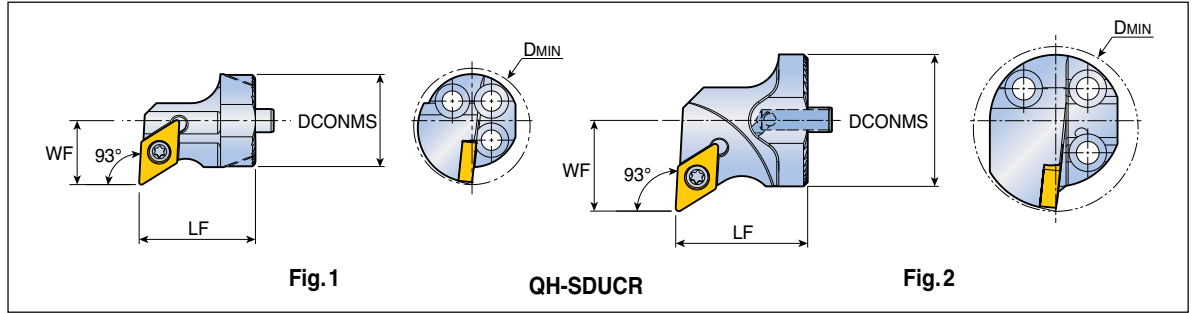
• \* Marked: For RHINO-M-TURN insert

## Spare parts

Designation	Screw	Shim	Shim screw	Wrench	
<b>...06</b>	SO 25065I	-	-	T 7	-
<b>...07</b>	TS 25D060/HG-P	-	-	T 7P	-
<b>...09</b>	SO 35080I	-	-	T 15	-
<b>QH32...12</b>	SO 45100I	-	-	T 20	-
<b>QH40...12</b>	SO 45130I	SSC 43N	SO 60105S	T 20	L-W 5

# QH-SDUCR/L

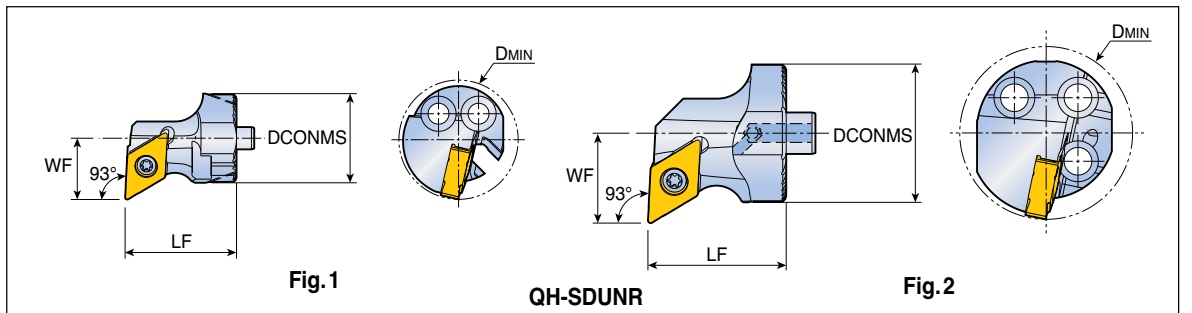
## Screw type boring heads



Approach angle	Designation	Dimension (mm)				Coolant	Fig.	Insert
		DCONMS	LF	WF	DMIN			
 30° max.	<b>QH16-SDUCR/L-07</b>	16	20	11	20	●	1	DC...T 0702...
	<b>QH20-SDUCR/L-11</b>	20	20	13	25	●	2	DC...T 11T3...
	<b>QH25-SDUCR/L-11</b>	25	22	17	32	●	2	
	<b>QH32-SDUCR/L-11</b>	32	32	22	40	●	2	
	<b>QH40-SDUCR/L-11</b>	40	38	27	50	●	2	

# QH-SDUNR/L

## Screw type boring heads



Approach angle	Designation	Dimension (mm)				Coolant	Fig.	Insert
		DCONMS	LF	WF	DMIN			
 30° max.	* <b>QH16-SDUNR/L-0803</b>	16	20	11	20	●	1	DN...X 0803...
	* <b>QH20-SDUNR/L-0803</b>	20	20	13	25	●	2	
	✓ <b>QH32-SDUNR/L-1305</b>	32	32	22	40	●	2	DN...G 1305...

● \* Marked: For RHINO-M-TURN insert

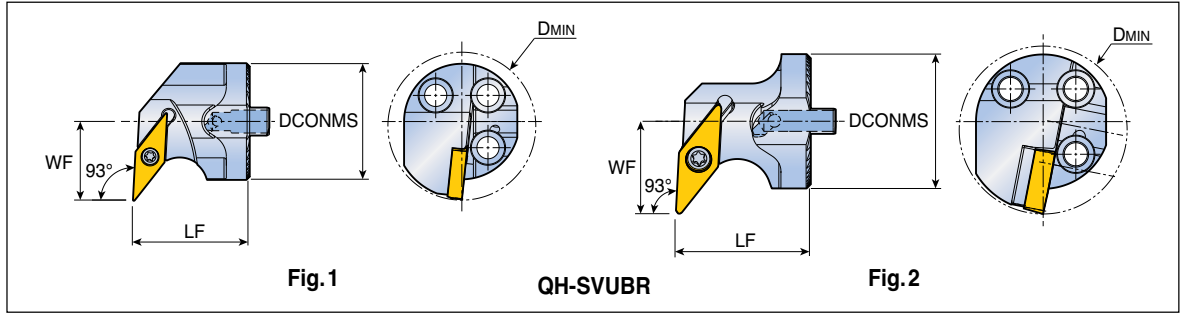
● ✓ Marked: For RHINO-TURN insert

## Spare parts

Designation	Screw	Shim	Shim screw	Wrench	
	...				
<b>...07</b>	SO 25065I	-	-	T 7	-
<b>...0803</b>	TS 25D060/HG-P	-	-	T 7P	-
<b>...11</b>	SO 35080I	-	-	T 15	-
<b>QH40...11</b>	SO 35124I	SSD 32	SO 50090S	T 15	L-W 3.5
<b>...1305</b>	TS 40G110I	-	-	T 15	-

# QH-SVUBR/L

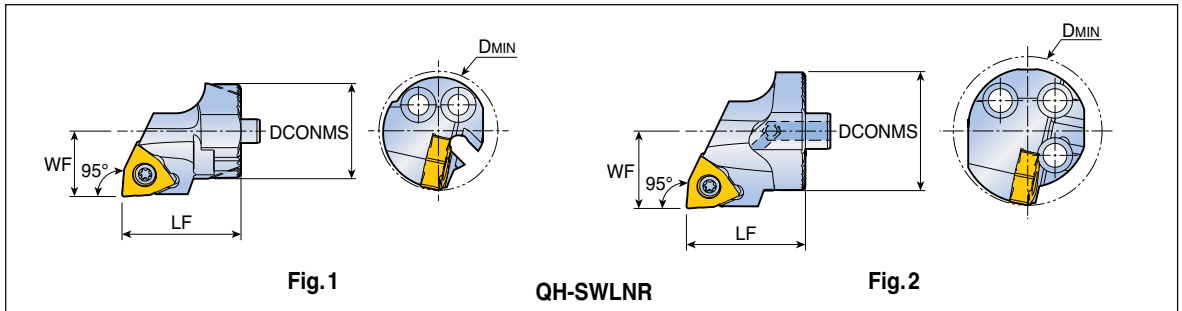
## Screw type boring heads



Approach angle	Designation	Dimension (mm)				Coolant	Fig.	Insert
		DCONMS	LF	WF	DMIN			
 93°	<b>QH20-SVUBR/L-11</b>	20	20	16	27	●	1	VB...T 1103...
	<b>QH25-SVUBR/L-11</b>	25	25	17	31	●	1	
	<b>QH32-SVUBR/L-16</b>	32	32	22	40	●	2	VB...T 1604...
	<b>QH40-SVUBR/L-16</b>	40	32	27	50	●	2	

# QH-SWLNR/L

## Screw type boring heads



Approach angle	Designation	Dimension (mm)				Coolant	Fig.	Insert
		DCONMS	LF	WF	DMIN			
 95°	* <b>QH16-SWLNR/L-0403</b>	16	20	11	20	●	1	WN...X 0403...
	* <b>QH20-SWLNR/L-0403</b>	20	20	13	25	●	2	

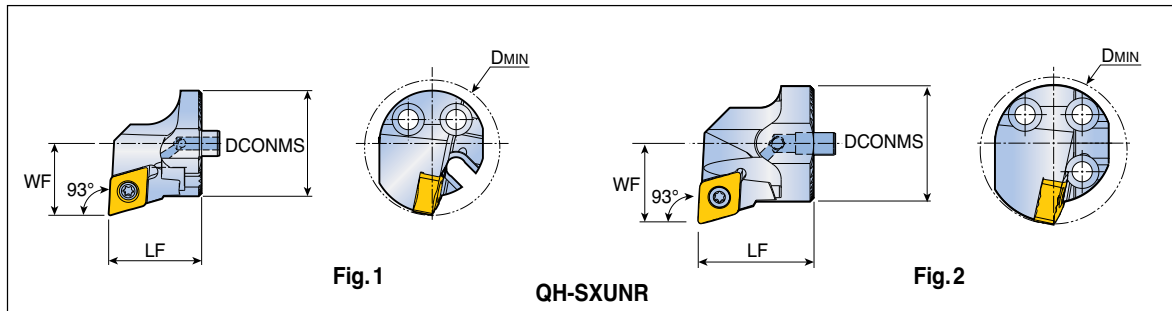
• \* Marked: For RHINO-M-TURN insert

## Spare parts

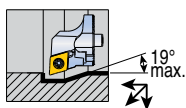
Designation	Screw	Shim	Shim screw	Wrench	
	<b>SVUBR/L-11</b>	SO 250651	-	-	T 7
<b>SVUBR/L-16</b>	SO 35124I	SSV 32	SO 50090S	T 15	L-W 3.5
<b>SWLNR/L-0403</b>	TS 25D060/HG-P	-	-	T 7P	-

# QH-SXUNR/L

## Screw type boring heads



Approach angle	Designation	Dimension (mm)				Coolant	Fig.	Insert
		DCONMS	LF	WF	DMIN			
93°	◆ QH25-SXUNR/L-0904	25	22	17	32	●	1	XNMG 0904...
	◆ QH32-SXUNR/L-1105	32	32	22	40	●	2	XNMG 1105...



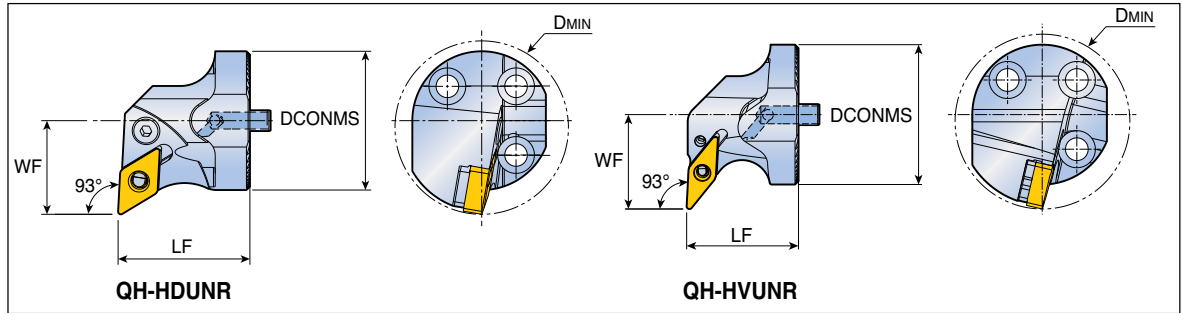
◆ Marked: For RHINO-X-TURN insert

## Spare parts

Designation	Screw	Wrench			
	...0904	TS 30080I/HG	T 9		
...1105	TS 40G110I	T 15			

# QH-HDUNR/L QH-HVUNR/L

## Hook lever type boring heads



Approach angle	Designation	Dimension (mm)				Coolant	Insert
		DCONMS	LF	WF	DMIN		
93°	✓ QH40-HDUNR/L-1305	40	38	27	50	•	DN...G 1305...
 30° max.							
93°	✓ QH40-HVUNR/L-1304	40	32	27	50	•	VN...X 1304...
 50° max.							

• ✓ Marked: For RHINO-TURN insert

## Spare parts

Designation	Lever	Lever screw	Shim		Shim pin	Wrench
<b>HDUNR/L-1305</b>	LCL 11-NX	LCS 4S	LSD 3.52B	-	LSP 4	L-W 3
<b>HVUNR/L-1304</b>	LCL 08-NX	LCS 4-DH	-	LSV 2.51.8H	LSP 3B	L-W 2.5



# POSSTURN

DOUBLE SIDED POSITIVE TURNING

## All Directional Turning with Positive 4 Cutting Edge Insert

✓ All direction turning

✓ High feed geometry

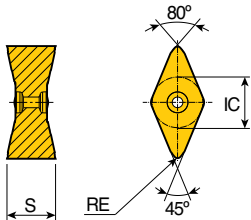
✓ 4 corner double-sided inserts

✓ High positive rake angle

✓ Unique and rigid captive clamping system



## Negative rhombic inserts with 80° corner angle



Size	Dimension (mm)		
	IC	S	RE
<b>14</b>	10.5	10	0.8

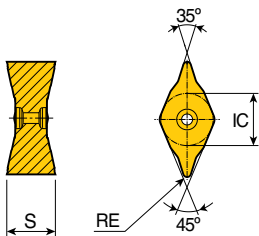
Insert	Designation	BWT <sup>(1)</sup>		FWT <sup>(2)</sup>		CVD coated							PVD coated					
		ap (mm)	Feed (mm/rev)	ap (mm)	Feed (mm/rev)	TT7005	TT7015	TT8105	TT8115	TT8125	TT8135	TT9215	TT9225	TT9235	TT5080	TT3010	TT3020	TT9080
	<b>ZNMV 141008-BM</b>	0.5-2.5	0.40-1.00	0.5-2.0	0.20-0.60			●	●	●								
	<b>ZNMV 141008-BS</b>	0.5-2.5	0.50-1.00	1.0-2.0	0.20-0.40												●	●

- <sup>(1)</sup> BWT: Backward turning
- <sup>(2)</sup> FWT: Forward turning

●: Standard items

## ZNMV Y-BF

## Negative rhombic inserts with 35° corner angle



Size	Dimension (mm)		
	IC	S	RE
<b>14</b>	10.5	10	0.8

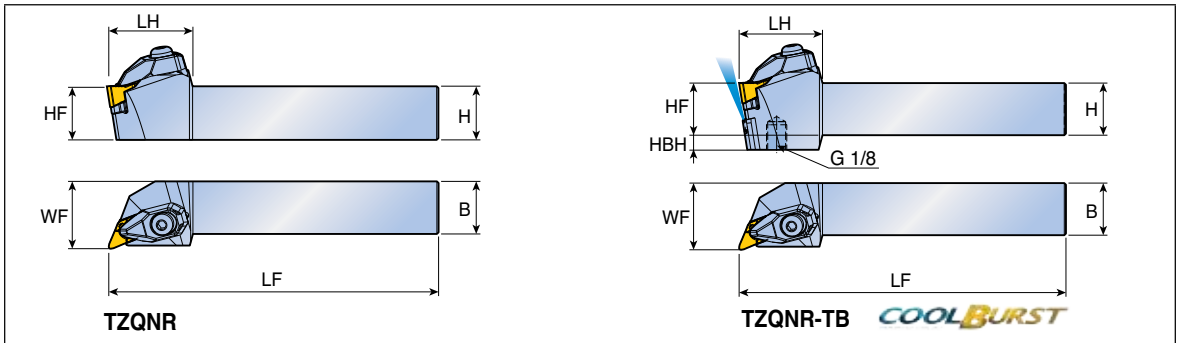
Insert	Designation	BWT <sup>(1)</sup>		FWT <sup>(2)</sup>		CVD coated							PVD coated					
		ap (mm)	Feed (mm/rev)	ap (mm)	Feed (mm/rev)	TT7005	TT7015	TT8105	TT8115	TT8125	TT8135	TT9215	TT9225	TT9235	TT5080	TT3010	TT3020	TT9080
	<b>ZNMV 141008Y-BF</b>	0.25-1.5	0.20-0.50	0.25-1.0	0.20-0.35			●	●	●								

- <sup>(1)</sup> BWT: Backward turning
- <sup>(2)</sup> FWT: Forward turning

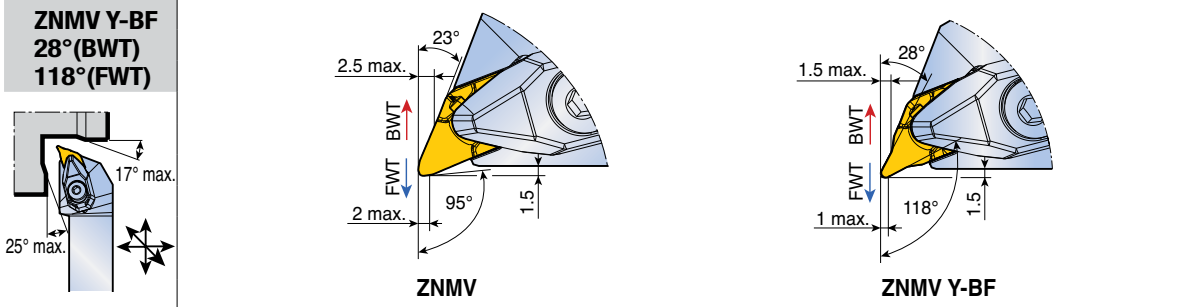
●: Standard items

# TZQNR/L TZQNR/L-TB

## T-holders for ZNMV inserts



Approach angle	Designation	Dimension (mm)							Insert
		H	HF	B	LF	LH	WF	HBH	
<b>ZNMV</b> 23°(BWT) 95°(FWT)	<b>TZQNR/L 2525 M1410</b>	25	25	25	150	40	32	-	ZNMV 1410...
	<b>3232 P1410</b>	32	32	32	170	40	40	-	
	<b>TZQNR/L 2525 M1410-TB</b>	25	25	25	150	40	32	7	
	<b>3232 P1410-TB</b>	32	32	32	170	40	40	-	



- BWT: Backward turning
- FWT: Forward turning

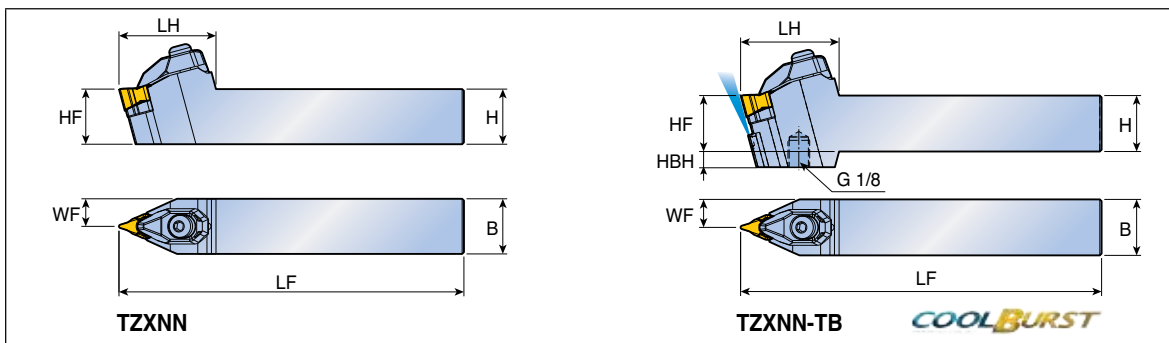
## Spare parts

Designation	Clamp	Clamp screw	Spring	Shim	Shim screw	Wrench	
<b>...1410</b>	DLM 3.3Z-NV	DLS 5	DSP 5	TSZ 140310	TS 350831/HG	L-W 4	T 10
<b>...1410-TB</b>	DLM 3.3Z-NV	DLS 5	DSP 5	TSZ 140310	TS 350831/HG	L-W 4	T 10

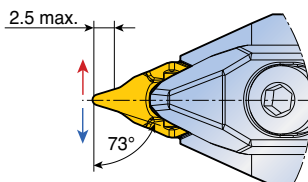


# TZXNN TZXNN-TB

## T-holders for ZNMV Y-BF inserts




Approach angle	Designation	Dimension (mm)							Insert
		H	HF	B	LF	LH	WF	HBH	
<b>73°</b> 	<b>TZXNN 2525 M1410</b>	25	25	25	150	44	12.5	-	ZNMV 1410...Y-BF
	<b>3232 P1410</b>	32	32	32	170	44	16	-	
	<b>TZXNN 2525 M1410-TB</b>	25	25	25	150	44	12.5	7	
	<b>3232 P 1410-TB</b>	32	32	32	170	44	16	-	



## Spare parts

Designation	Clamp	Clamp screw	Spring	Shim	Shim screw	Wrench	
<b>...1410</b>	DLM 3.3Z-NV	DLS 5	DSP 5	TSZ 140310	TS 350831/HG	L-W 4	T 10
<b>...1410-TB</b>	DLM 3.3Z-NV	DLS 5	DSP 5	TSZ 140310	TS 350831/HG	L-W 4	T 10



# **RHINO X TURN**

XNMG 70° LINE

## Double-Sided Versatile Insert with 70° Cutting Edge

✓ Multi-purpose application from finish to medium

✓ Low cutting force and Less vibration

✓ Double-sided inserts

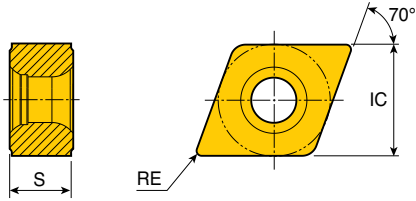
✓ For steel material

✓ Good chip control and evacuation



# XNMG

## Negative 70° rhombic inserts

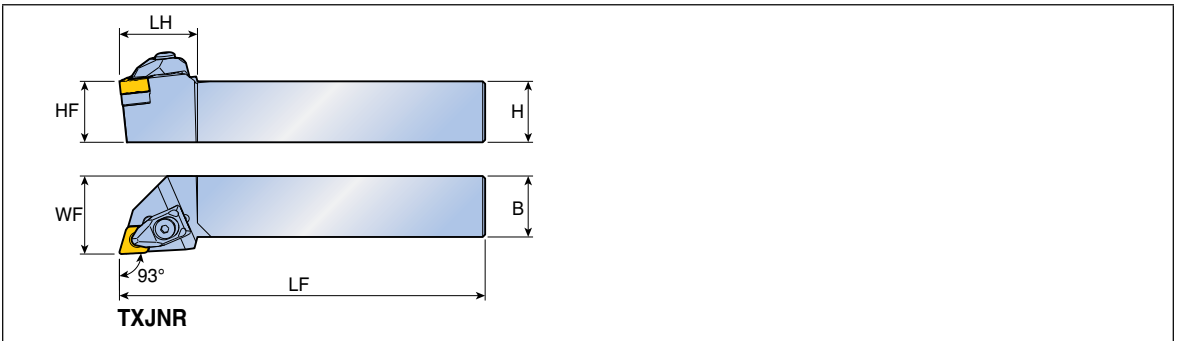


Size	Dimension (mm)		
	IC	S	RE
<b>09</b>	8.7	4.76	0.4
<b>11</b>	11.11	5.56	0.4-1.2

Insert	Designation	ap (mm)	Feed (mm/rev)	Cermet		CVD coated										PVD coated										
				PV3010	CT3000	TT7005	TT7015	TT8105	TT8115	TT8125	TT8135	TT9215	TT9225	TT9235	TT5100	TT7100	TT5080	TT8020	TT9020	TT9080						
	<b>XNMG 090404 FLP</b>	0.20-1.50	0.07-0.30						•	•	•															
	<b>XNMG 110504 FGP</b>	0.25-2.00	0.07-0.30						•	•	•															
	<b>110508 FGP</b>	0.30-2.00	0.10-0.35						•	•	•															
	<b>110512 FGP</b>	0.35-2.00	0.15-0.40						•	•																
	<b>XNMG 110508 MLP</b>	0.50-3.50	0.10-0.40						•	•	•															
	<b>110512 MLP</b>	0.60-3.50	0.15-0.50						•	•	•															

•: Standard items

## T-Holders



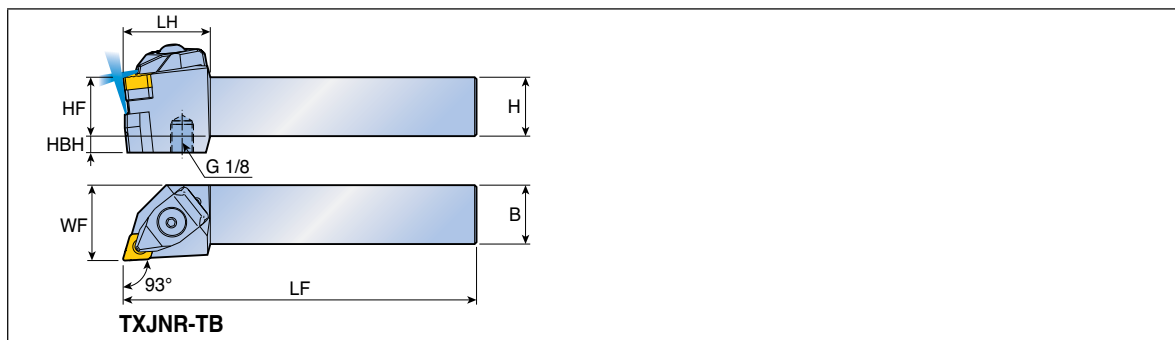
Approach angle	Designation	Dimension (mm)						Insert
		H	HF	B	LF	LH	WF	
<b>93°</b> 	<b>TXJNR/L 2020 K0904</b>	20	20	20	125	25	25	XNMG 0904...
	<b>2525 M0904</b>	25	25	25	150	25	32	
	<b>2020 K1105</b>	20	20	20	125	32	25	XNMG 1105...
	<b>2525 M1105</b>	25	25	25	150	32	32	

## Spare parts

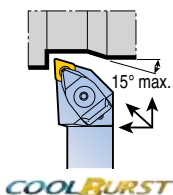
Designation	Clamp	Clamp screw	Spring	Shim	Shim screw	Wrench	
	<b>...0904</b>	DLM 2.5-NX	DLS 3	DSP 3	TSX 2.73	SO 40085I	L-W 2.5
<b>...1105</b>	DLM 3.5-NX	DLS 4	DSP 4	TSX 3.53	SO 50090I	L-W 3	T 20

# TXJNR/L-TB

## T-Holders with high-pressure coolant



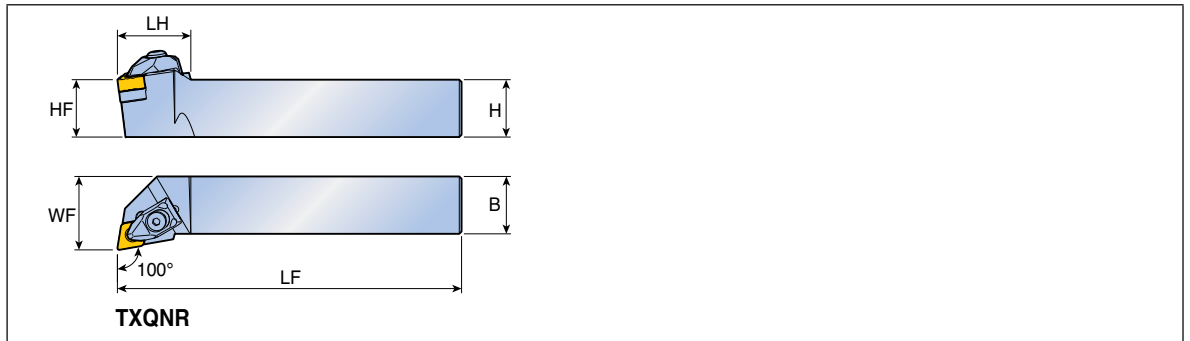
Approach angle	Designation	Dimension (mm)							Insert
		H	HF	B	LF	LH	WF	HBH	
93°	<b>TXJNR/L 2525 M0904-TB</b>	25	25	25	150	30	32	7	XNMG 0904...
	<b>2525 M1105-TB</b>	25	25	25	150	37	32	7	XNMG 1105...



## Spare parts

Designation	Clamp	Clamp screw	Spring	Upper O-ring	Lower O-ring	Shim	Shim screw	Wrench	
...0904									
	DLM 3-NX-TB	BH M4x0.7x16-TB	DSP 3	O-RING ID4.47x1.78	O-RING ID6.07x1.78	TSX 2.73	SO 40085I	L-W 3	T 15
...1105									
	DLM 3.5-NX-TB	BH M5x0.8x21-MO-TB	DSP 4	O-RING ID5.28x1.78	O-RING ID7.59x2.62	TSX 3.53	SO 50090I	L-W 3	T 20

## T-Holders



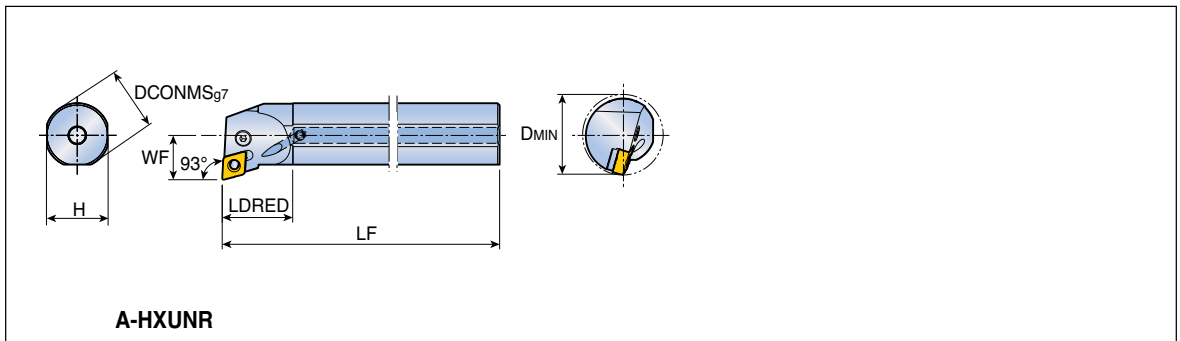
Approach angle	Designation	Dimension (mm)						Insert
		H	HF	B	LF	LH	WF	
 100°	<b>TXQNR/L 2020 K0904</b>	20	20	20	125	25	25	XNMG 0904...
	<b>2525 M0904</b>	25	25	25	150	25	32	
	<b>2020 K1105</b>	20	20	20	125	30	25	XNMG 1105...
	<b>2525 M1105</b>	25	25	25	150	32	32	

## Spare parts

Designation	Clamp	Clamp screw	Spring	Shim	Shim screw	Wrench	
	 ...0904	DLM 2.5-NX	DLS 3	DSP 3	TSX 2.73	SO 400851	L-W 2.5
 ...1105	DLM 3.5-NX	DLS 4	DSP 4	TSX 3.53	SO 500901	L-W 3	T 20

# A-HXUNR/L

## Hook lever type boring bars



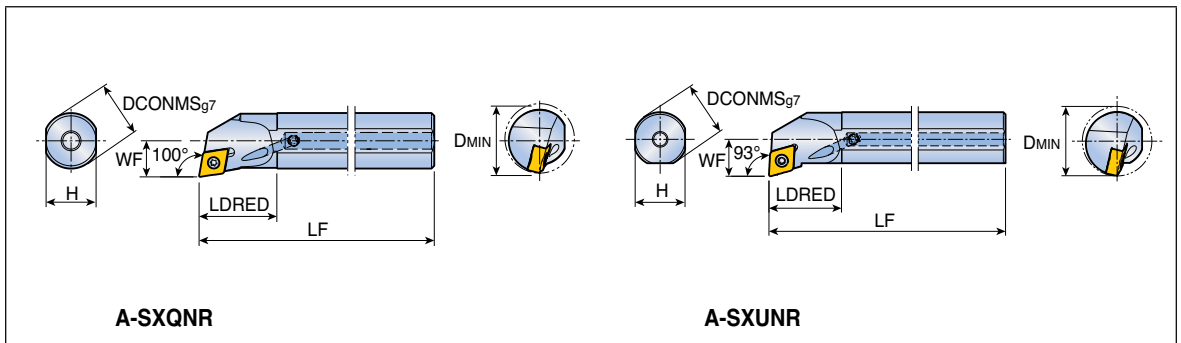
Approach angle	Designation	Dimension (mm)						Insert
		DCONMS	H	LF	LDRED	WF	DMIN	
<b>93°</b>	<b>A32S HXUNR/L 1105</b>	32	30	250	35	22	40	XNMG 1105...

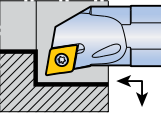
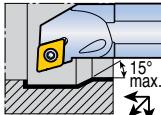
## Spare parts

Designation	Lever	Lever screw	Shim	Shim pin	Wrench
	<b>...1105</b>	LCL 11-NX	LCS 4S	LSX 3.52B	LSP 4



# A-SXQNR/L A-SXUNR/L

## Screw type boring bars



Approach angle	Designation	Dimension (mm)						Insert
		DCONMS	H	LF	LDRED	WF	DMIN	
<b>100°</b> 	<b>A16Q SXQNR/L 0904</b>	16	15	180	24.5	11	20	XNMG 0904...
	<b>A20Q SXQNR/L 0904</b>	20	18	180	28	13	25	
	<b>A20Q SXQNR/L 1105</b>	20	18	180	28	13	25	
<b>93°</b> 	<b>A25R SXUNR/L 1105</b>	25	23	200	33.4	17	32	XNMG 1105...

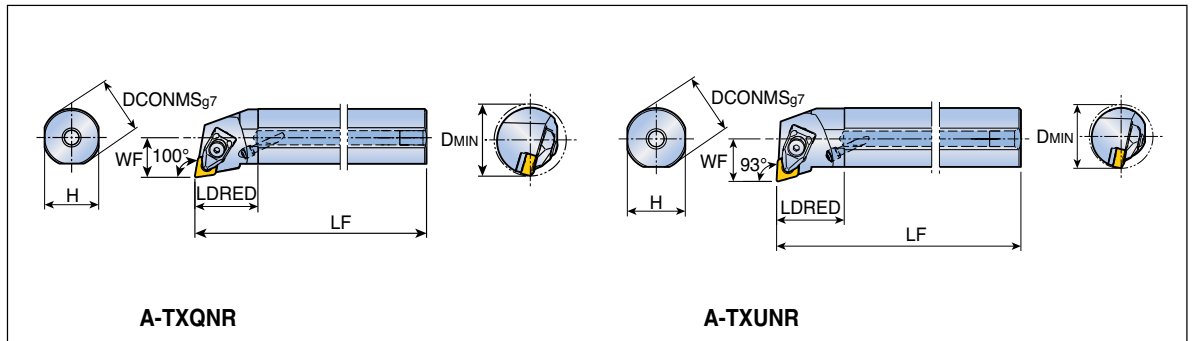
## Spare parts

Designation	Screw	Wrench			
	...0904	 TS 30080I/HG	 T 9		
...1105	TS 40G110I	T 15			



# A-TXQNR/L A-TXUNR/L


## T-Holder type boring bars



Approach angle	Designation	Dimension (mm)						Insert
		DCONMS	H	LF	LDRED	WF	DMIN	
<b>100°</b>	<b>A25R TXQNR/L 1105</b>	25	23	200	33.4	17	32	XNMG 1105...
	<b>A32S TXQNR/L 1105</b>	32	30	250	35	22	40	
<b>93°</b>	<b>A32S TXUNR/L 1105</b>	32	30	250	35	22	40	

## Spare parts

Designation	Clamp	Clamp screw	Spring	Shim	Shim screw	Nozzle	Wrench	
<b>A25R...1105</b>	DLM 3.5-NX	DLS 4	DSP 4	-	-	NZ 62	L-W 3	-
<b>A32S...1105</b>	DLM 3.5-NX	DLS 4	DSP 4	LSX 3.52B	TS 50A105I	NZ 62	L-W 3	T 20



# **RHINO M TURN**

MINI LINE

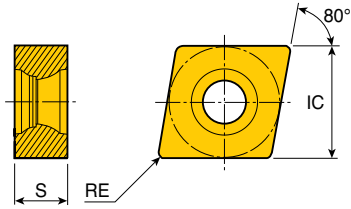
## **Economical Double-Sided Mini Size Insert**



- ✓  Positive rake angle
- ✓  Double-sided inserts
- ✓  For Finishing
- ✓  Variety of inserts
- ✓  Good chip control and evacuation

# CNMX

## Negative 80° rhombic inserts



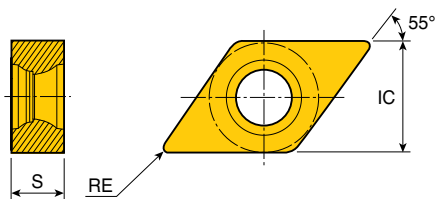
Size	Dimension (mm)		
	IC	S	RE
<b>07</b>	7	3.18	0.4

Insert	Designation	ap (mm)	Feed (mm/rev)	Cermet		CVD coated								PVD coated							
				PV3010	CT3000	TT7005	TT7015	TT8105	TT8115	TT8125	TT8135	TT9215	TT9225	TT9235	TT5100	TT7100	TT5080	TT8020	TT9020	TT9080	
	<b>CNMX 070304 FGP</b>	0.3-2.0	0.05-0.25	●					●	●								●			

●: Standard items

# DNGX/DNMX

## Negative 55° rhombic inserts



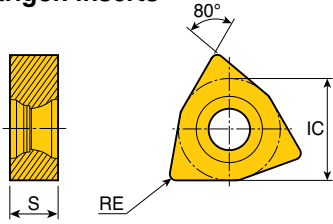
Size	Dimension (mm)		
	IC	S	RE
<b>08</b>	7	3.18	0.2-0.4

Insert	Designation	ap (mm)	Feed (mm/rev)	Cermet		CVD coated								PVD coated								
				PV3010	CT3000	TT7005	TT7015	TT8105	TT8115	TT8125	TT8135	TT9215	TT9225	TT9235	TT5100	TT7100	TT5080	TT8020	TT9020	TT9080		
	<b>DNGX 080302M SM-F</b>	0.2-1.2	0.02-0.12																		●	
	<b>DNMX 080304 FGP</b>	0.3-2.0	0.05-0.25	●					●	●								●				

●: Standard items

# WNMX

## Negative 80° trigon inserts



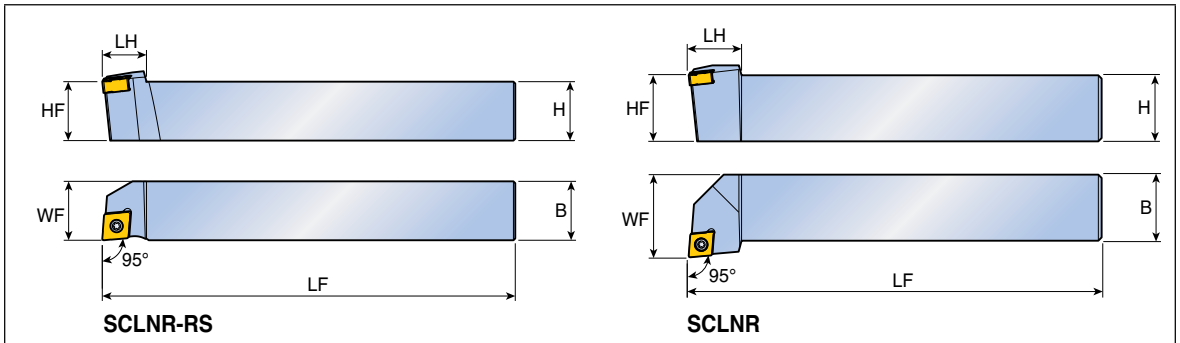
Size	Dimension (mm)		
	IC	S	RE
<b>04</b>	7	3.18	0.4

Insert	Designation	ap (mm)	Feed (mm/rev)	Cermet		CVD coated										PVD coated							
				PV3010	CT3000	TT7005	TT7015	TT8105	TT8115	TT8125	TT8135	TT9215	TT9225	TT9235	TT5100	TT7100	TT5080	TT8020	TT9020	TT9080			
	<b>WNMX 040304 FGP</b>	0.3-2.0	0.05-0.25	●						●	●								●				

●: Standard items

# SCLNR/L-RS SCLNR/L

## Screw type holders



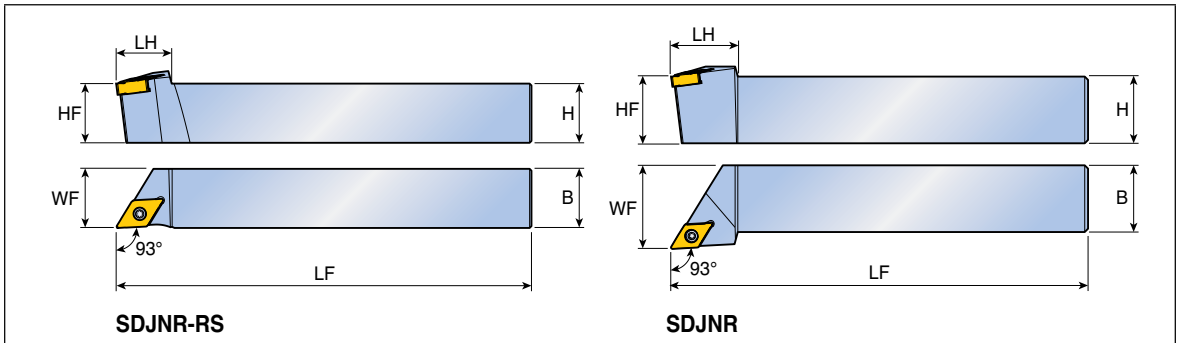
Approach angle	Designation	Dimension (mm)							Insert
		H	HF	B	LF	LH	WF		
95° 	<b>SCLNR/L 1212 K0703-RS</b>	12	12	12	125	12	12	CNMX 0703...	
	<b>1616 K0703-RS</b>	16	16	16	125	12	16		
95° 	<b>SCLNR/L 1616 H0703</b>	16	16	16	100	12	20		
	<b>2020 K0703</b>	20	20	20	125	16	25		

## Spare parts

Designation	Screw	Wrench			
	...0703...	TS 25D060/HG-P	T 7P		

# SDJNR/L-RS SDJNR/L

## Screw type holders



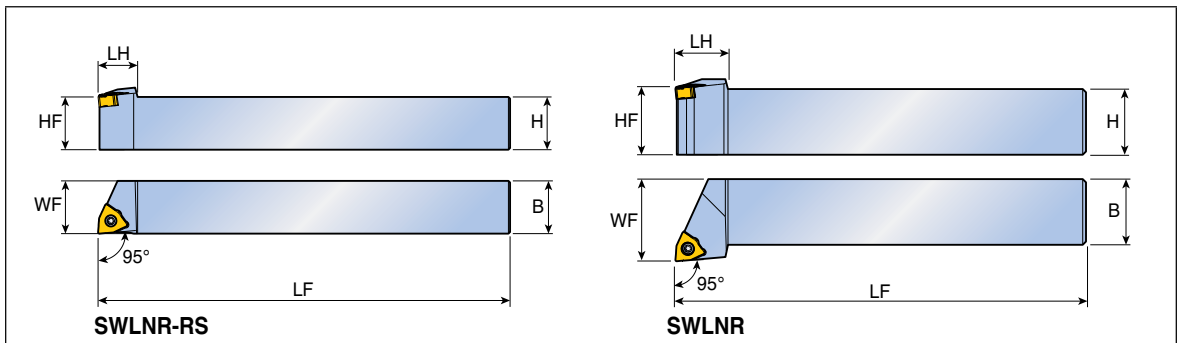
Approach angle	Designation	Dimension (mm)						Insert
		H	HF	B	LF	LH	WF	
93°	<b>SDJNR/L 1212 K0803-RS</b>	12	12	12	125	15	12	DN...X 0803...
	<b>1616 K0803-RS</b>	16	16	16	125	15	16	
93°	<b>SDJNR/L 1616 H0803</b>	16	16	16	100	16	20	
	<b>2020 K0803</b>	20	20	20	125	20	25	

## Spare parts

Designation	Screw	Wrench			
	...0803...	TS 25D060/HG-P	T 7P		

# SWLNR/L-RS SWLNR/L

## Screw type holders



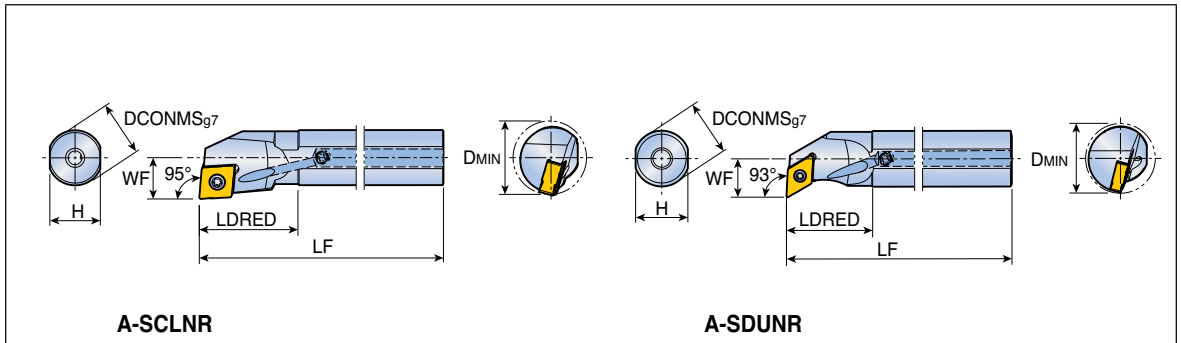
Approach angle	Designation	Dimension (mm)						Insert
		H	HF	B	LF	LH	WF	
95°	<b>SWLNR/L 1212 K0403-RS</b>	12	12	12	125	12	12	WNMX 0403...
	<b>1616 K0403-RS</b>	16	16	16	125	12	16	
95°	<b>SWLNR/L 1616 H0403</b>	16	16	16	100	16	20	
	<b>2020 K0403</b>	20	20	20	125	16	25	

## Spare parts

Designation	Screw	Wrench			
...0403...	TS 25D060/HG-P	T 7P			

# A-SCLNR/L A-SDUNR/L

## Screw type boring bars



Approach angle	Designation	Dimension (mm)						Insert
		DCONMS	H	LF	LDRED	WF	DMIN	
95°	<b>A12M SCLNR/L 0703</b>	12	11	150	21.5	9	16	CNMX 0703...
	<b>A16Q SCLNR/L 0703</b>	16	15	180	24.5	11	20	
93°	<b>A12M SDUNR/L 0803</b>	12	11	150	21.5	9	16	DN...X 0803...
	<b>A16Q SDUNR/L 0803</b>	16	15	180	24.5	11	20	

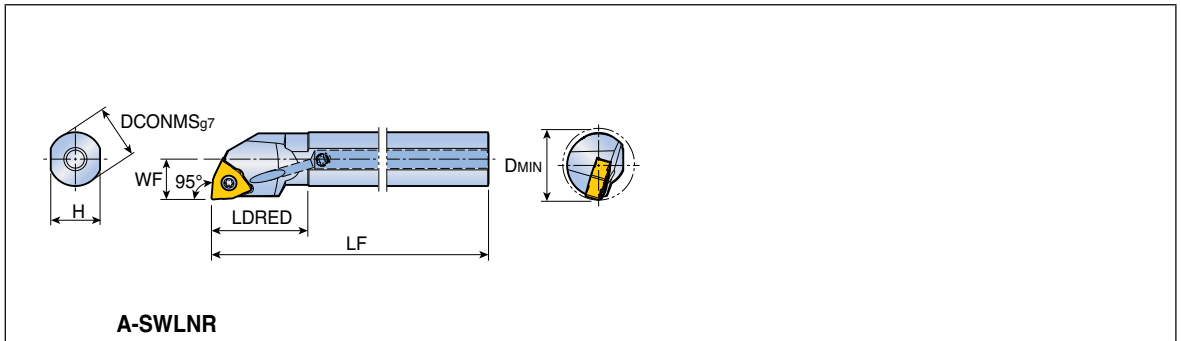
## Spare parts

Designation	Screw	Wrench			
	...0703	TS 25D060/HG-P	T 7P		
...0803	TS 25D060/HG-P	T 7P			



# A-SWLNR/L

## Screw type boring bars



Approach angle	Designation	Dimension (mm)						Insert
		DCONMS	H	LF	LDRED	WF	DMIN	
95°	<b>A12M SWLNR/L 0403</b>	12	11	150	21.5	9	16	WNMX 0403...
	<b>A16Q SWLNR/L 0403</b>	16	15	180	24.5	11	20	

## Spare parts

Designation	Screw	Wrench			
...0403	TS 25D060/HG-P	T 7P			



# COOLBURST

PINPOINTED COOLANT

## RHINOTURN T-Holder with Internal High Pressure Coolant



✓ High pressure coolant supplied through the clamp

✓ High productivity

✓ Rigid clamping with T-holder

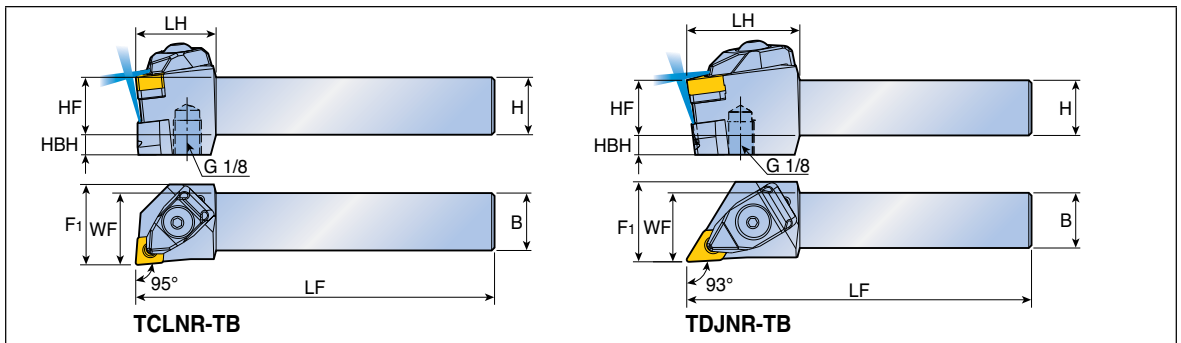
✓ Good chip control and evacuation

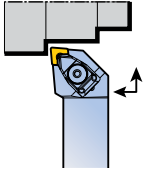
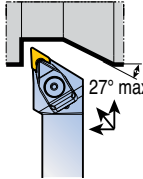
✓ Variety of inserts



**TaeguTec**  
Member IMC Group











## T- Holders with high-pressure coolant



Approach angle	Designation	Dimension (mm)									Insert
		H	HF	B	LF	LH	WF	HBH	F1		
<b>95°</b> 	✓ <b>TCLNR/L 2020 K0904-TB</b>	20	20	20	125	28	25	7	28	CN... 0904...	
	<b>2525 M0904-TB</b>	25	25	25	150	28	32	7	32		
<b>93°</b> 	✓ <b>TDJNR/L 2020 K1305-TB</b>	20	20	20	125	41	25	7	29	DN... 1305...	
	<b>2525 M1305-TB</b>	25	25	25	150	41	32	7	32		

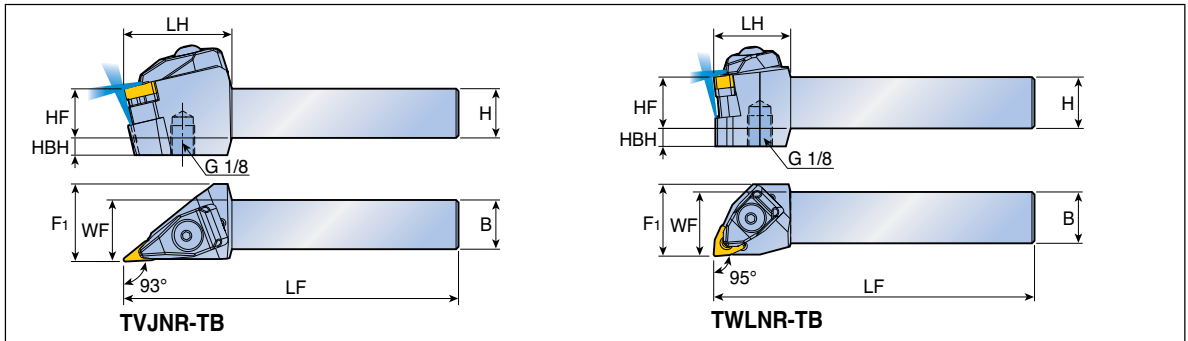
• ✓ Marked: For RHINO-TURN insert

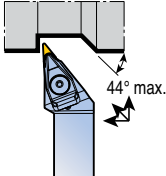
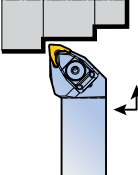
## Spare parts

Designation	Clamp	Clamp screw	Spring	Upper O-ring	Lower O-ring	Shim		Shim screw	Wrench	
										
<b>TCLNR/L-TB</b>	DLM 3-NX-TB	BH M4x0.7x16-TB	DSP 3	O-RING ID4.47x1.78	O-RING ID6.07x1.78	LSC 32A	-	SO 40085I	L-W 3	T 15
<b>TDJNR/L 2020...-TB</b>	DLM 3.5-NX-TB	BH M5x0.8x21-MO-TB	DSP 4	O-RING ID5.28x1.78	O-RING ID7.59x2.62	-	LSD 3.52	SO 50090I-MO	L-W 3	T 20
<b>TDJNR/L 2525...-TB</b>	DLM 3.5-NX-TB	BH M5x0.8x21-MO-TB	DSP 4	O-RING ID5.28x1.78	O-RING ID7.59x2.62	-	LSD 3.52	SO 50090I	L-W 3	T 20

# TVJNR/L-TB TWLNR/L-TB











## T- Holders with high-pressure coolant



Approach angle	Designation	Dimension (mm)									Insert
		H	HF	B	LF	LH	WF	HBH	F1		
<b>93°</b> 	✓ <b>TVJNR/L 2020 K1304-TB</b>	20	20	20	125	44	25	7	31.5	YNMG 1304...	
	<b>2525 M1304-TB</b>	25	25	25	150	44	32	7	32.0		
<b>95°</b> 	✓ <b>TWLNR/L 2020 K0604-TB</b>	20	20	20	125	30	25	7	28	WN...X 0604...	
	<b>2525 M0604-TB</b>	25	25	25	150	30	32	7	32		

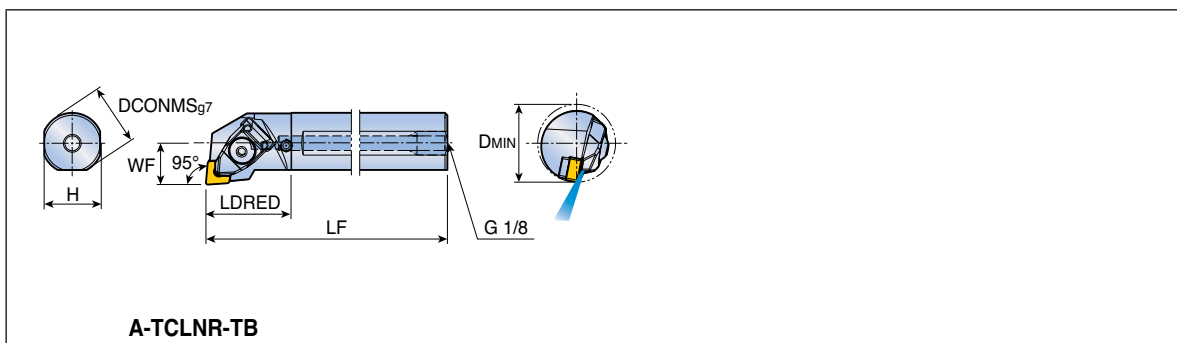
• ✓ Marked: For RHINO-TURN insert

## Spare parts

Designation	Clamp	Clamp screw	Spring	Upper O-ring	Lower O-ring	Shim		Shim screw	Wrench	
										
<b>TVJNR/L-TB</b>	DLM 2.5V-NX-TB	BH M5X-0.8X21-MO-TB	DSP 4	O-RING ID5.28x 1.78	O-RING ID7.59x 2.62	MSVI 2.522	-	SO 400851	L-W 3	T 15
<b>TWLNR/L-TB</b>	DLM 3-NX-TB	BH M4x0.7x 16-TB	DSP 3	O-RING ID4.47x 1.78	O-RING ID6.07x 1.78	-	LSW 32A	SO 400851	L-W 3	T 15

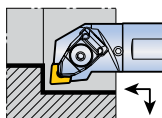
# A-TCLNR/L-TB

## T-Holder type boring bars with high-pressure coolant



**A-TCLNR-TB**

Approach angle	Designation	Dimension (mm)						Insert
		DCONMS	H	LF	LDRED	WF	DMIN	
95°	✓ <b>A25R TCLNR/L 0904-TB</b>	25	23	200	35	17	32	CN... 0904...
	✓ <b>A32S TCLNR/L 0904-TB</b>	32	30	250	35	22	40	



- ✓ Marked: For RHINO-TURN insert

### Spare parts

Designation	Clamp	Clamp screw	Spring	Upper O-ring	Lower O-ring	Shim	Shim screw	Wrench	
	<b>A-TCLNR/L-TB</b>	DLM 3-NX-TB	BH M4x0.7x 16-TB	DSP 3	O-RING ID4.47x 1.78	O-RING ID6.07x 1.78	LSC 32	SO 40073I	L-W 3



# TURN SPEED

HIGH SPEED & FEED TURNING

## High Feed Trigonal Insert with Positive Cutting Edge

✓ High feed geometry

✓ Stable clamping with unique geometry

✓ Multi-direction machining

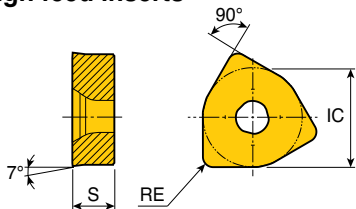
✓ Top and bottom coolant supply

✓ Good chip control and evacuation



**TaeguTec**  
Member IMC Group

## Positive high feed inserts



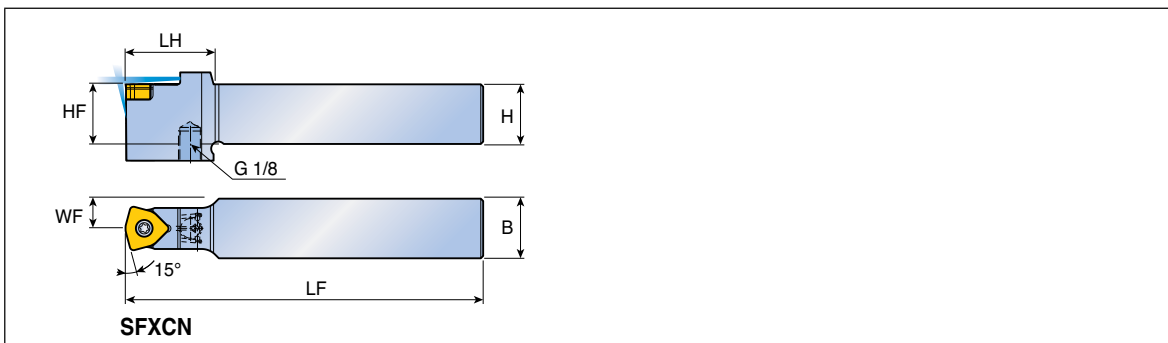
Size	Dimension (mm)		
	IC	S	RE
<b>10</b>	15.45	6.5	1.6

Insert	Designation	ap (mm)	Feed (mm/rev)	Cermet		CVD coated								PVD coated										
				PV3010	CT3000	TT7005	TT7015	TT8105	TT8115	TT8125	TT8135	TT9215	TT9225	TT9235	TT5100	TT7100	TT5080	TT8020	TT9020	TT9080				
	<b>FCMX 100616-HFG</b>	0.5-2.0	1.50-3.00							•	•		•											
	<b>FCMX 100616-HFP</b>	0.5-2.0	1.00-2.50							•	•	•												

•: Standard items

# SFXCN

## Screw type holders with internal coolant supply



Approach angle	Designation	Dimension (mm)							Insert
		H	HF	B	LF	LH	WF		
<b>15°</b>	<b>SFXCN 2525 M1006</b>	25	25	25	150	37	12.5	FCMX 1006...	
	<b>3232 P1006</b>	32	32	32	170	37	16		

## Spare parts

Designation	Screw	Wrench			
<b>...1006</b>	SO 45130I	T 20			

# TAEGUTEC **SPEEDCLAMP**

HIGH SPEED & FEED PARTING GROOVING



INDUSTRY 4.0







# CUTSPEED

HIGH FEED PARTING

## New Single-Ended Rigid Insert for Parting and Grooving with Unique Adapters

✓ High productivity with better tool life

✓ Higher speed and feed

✓ Simple and rigid clamping system

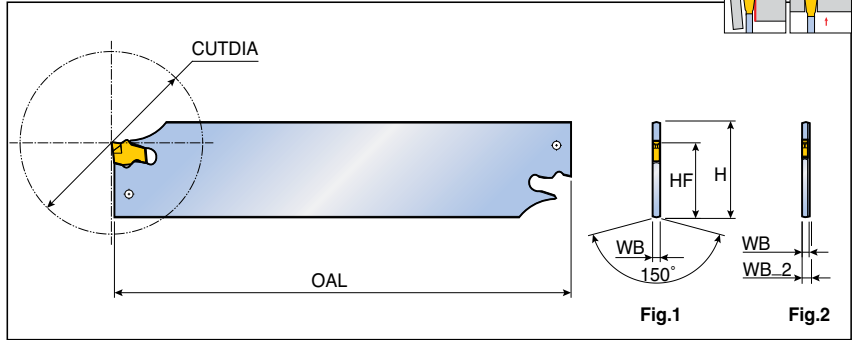
✓ Top and bottom high pressure coolant supply



# SFGB



## Blades for parting and deep grooving



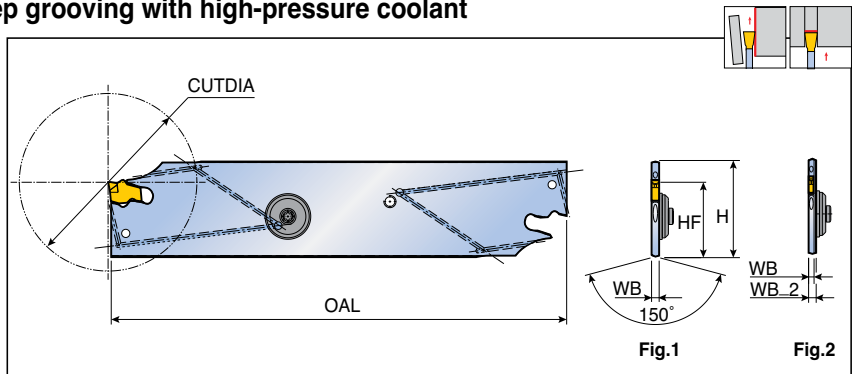
Designation	Insert seat size	Dimension (mm)						Fig.	Block	Insert
		H	HF	OAL	WB	WB_2	CUTDIA			
<b>SFGB 32-1.6</b>	1*	32	24.8	150	1.3	2.5	38	2	TTBN/U..32	SFC
<b>32-2</b>	2	32	24.8	150	1.8	2.5	50	2		SFJ
<b>32-3</b>	3	32	24.8	150	2.5	-	100	1		

• \* : SFC 1.6 insert only

# SFGB-TB



## Blades for parting and deep grooving with high-pressure coolant



Designation	Insert seat size	Dimension (mm)						Fig.	Block	Insert
		H	HF	OAL	WB	WB_2	CUTDIA			
<b>SFGB 32-2-TB</b>	2	32	24.8	150	1.8	2.5	50	2	TTBU...-TB	SFC
<b>32-3-TB</b>	3	32	24.8	150	2.5	-	100	1		SFJ

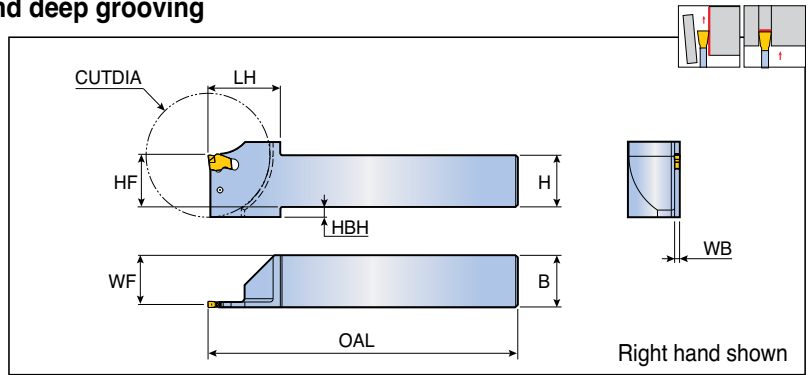
## Spare parts

Designation	Sealing screw set	Extractor		
	<b>SFGB</b>			
<b>SFGB -TB</b>	SGC 340	ETG 3-4		

• Extractor should be ordered separately

# SFER/L

## External holders for parting and deep grooving

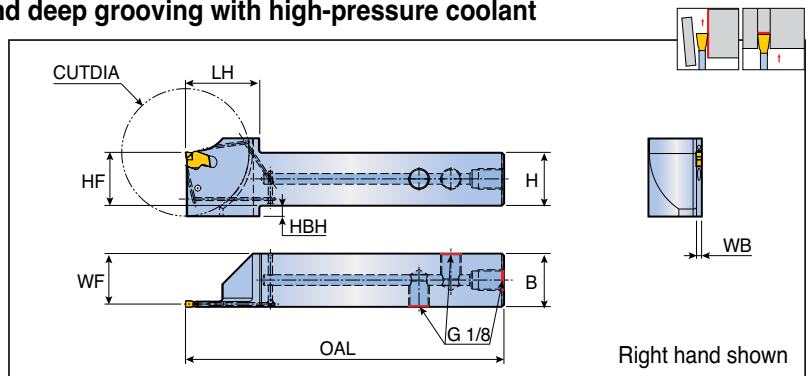


Designation	Insert seat size	Dimension (mm)										Insert
		H	HF	B	OAL	LH	WF	WB	HBH	CUTDIA		
<b>SFER/L 2020-1.6T22-D45</b>	1*	20	20	20	150	29.5	19.4	1.3	2.5	45	SFC	
<b>2525-2T25-D50</b>	2	25	25	25	150	32	24.1	1.8	-	50	SFJ	
<b>2525-3T30-D60</b>	3	25	25	25	150	35	23.8	2.4	5	60	SFJ	

• \*: SFC 1.6 insert only

# SFER/L-TB

## External holders for parting and deep grooving with high-pressure coolant



Designation	Insert seat size	Dimension (mm)										Insert
		H	HF	B	OAL	LH	WF	WB	HBH	CUTDIA		
<b>SFER/L 2525-2T25-D50-TB</b>	2	25	25	25	150	32	24.1	1.8	-	50	SFC	
<b>2525-3T30-D60-TB</b>	3	25	25	25	150	35	23.8	2.4	5	60	SFJ	

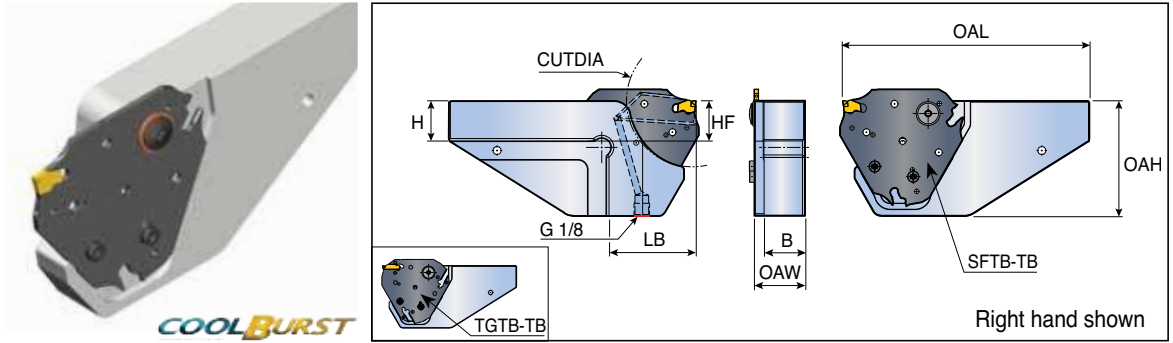
## Spare parts

Designation	Plug	Wrench	Extractor	
<b>SFER/L</b>	-	-	ETG 3-4	
<b>SFER/L-TB</b>	PLG G1/8-L6.5	L-W 5	ETG 3-4	

• Extractor should be ordered separately

# THTBR/L-TB

## Holders for triangular blade with high-pressure coolant



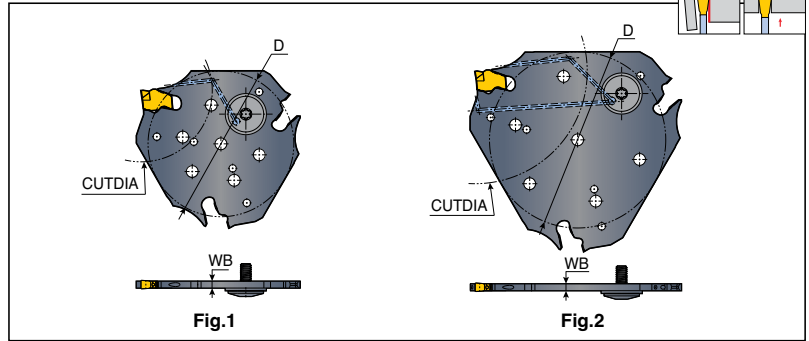
Designation	Dimension (mm)								Blade
	H	HF	B	OAL	OAH	OAW	LB	CUTDIA	
<b>THTBR/L 20-D52-TB</b>	20	20	17.5	125	52	23.5	40	52	SFTB
<b>25-D52-TB</b>	25	25	22.5	135	52	28.5	40	52	TGTB
<b>20-D82-TB</b>	20	20	17.5	140	72	23.5	51.5	82	SFTB
<b>25-D82-TB</b>	25	25	22.5	150	72	28.5	51.5	82	
<b>25-D120-TB</b>	25	25	22.5	165	95	28.5	67	120	SFTB
<b>32-D120-TB</b>	32	32	29.0	165	95	35.0	67	120	

## Spare parts

Designation	Screw	O-Ring	Wrench	
	<b>THTBR/L-TB</b>	SH M4X0.7X10-TX	O-RING ID10X2	T 20

# SFTB-TB

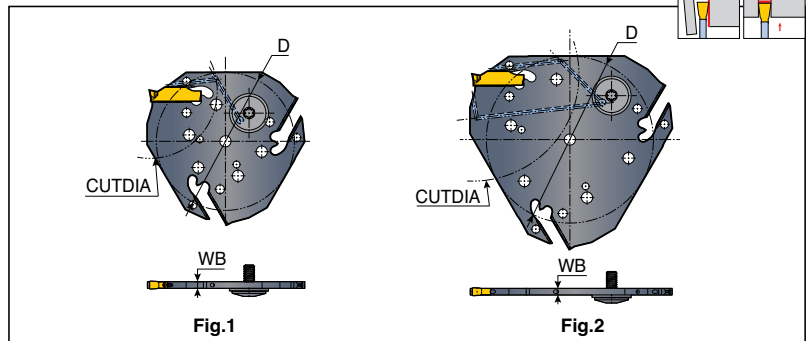
Triangular blades for CUT-SPEED insert with high-pressure coolant



Designation	Insert seat size	Dimension (mm)			Fig.	Holder	Insert
		D	WB	CUTDIA			
<b>SFTB D52-2-TB</b>	2	53.2	1.8	52	1	THTBR/L-TB	SFC SFJ
<b>D52-3-TB</b>	3	53.2	2.5	52	1		
<b>D82-2-TB</b>	2	64.3	1.8	82	2		
<b>D82-3-TB</b>	3	64.3	2.5	82	2		
<b>D120-2-TB</b>	2	85.5	1.8	120	2		
<b>D120-3-TB</b>	3	85.5	2.5	120	2		

# TGTB-TB

Triangular blades for T-CLAMP insert with high-pressure coolant



Designation	Insert seat size	Dimension (mm)			Fig.	Holder	Insert
		D	WB	CUTDIA			
<b>TGTB D52-2-TB</b>	2	53.2	1.8	52	1	THTBR/L-TB	TDC / J / T TDXU / XT TSC / J
<b>D52-3-TB</b>	3	53.2	2.5	52	1		
<b>D82-2-TB</b>	2	64.3	1.8	82	2		
<b>D82-3-TB</b>	3	64.3	2.5	82	2		

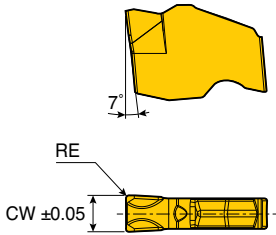
## Spare parts

Designation	Sealing screw set	Extractor	
<b>SFTB-TB</b>	SGC 340-Q	ETG 3-4	-
<b>TGTB-TB</b>	SGC 340-Q	-	EDG 33B

• Extractor should be ordered separately

# SFC

## Single-ended inserts for parting and deep grooving with C-Type chip breaker



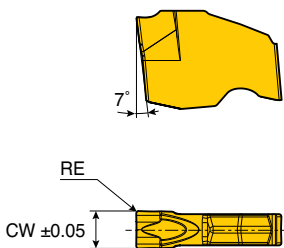
Size	Dimension (mm)			
	CW	RE		
<b>1.6</b>	1.6	0.2		
<b>2</b>	2.0	0.2		
<b>3</b>	3.0	0.2		

Insert	Designation	Insert seat size	Feed (mm/rev)	Cermet		Coated				Uncoated		
				CT3000		TT7505	TT6080	TT5100	TT9080	TT7220	TT8020	K10
	<b>SFC 1.6</b>	1	0.05-0.15						●		●	
	<b>2</b>	2	0.08-0.20						●		●	
	<b>3</b>	3	0.10-0.25						●		●	

●: Standard items

# SFJ

## Single-ended inserts for parting and deep grooving with J-Type chip breaker



Size	Dimension (mm)			
	CW	RE		
<b>2</b>	2.0	0.2		
<b>3</b>	3.0	0.2		

Insert	Designation	Insert seat size	Feed (mm/rev)	Cermet		Coated				Uncoated		
				CT3000		TT7505	TT6080	TT5100	TT9080	TT7220	TT8020	K10
	<b>SFJ 2</b>	2	0.05-0.15						●		●	
	<b>3</b>	3	0.08-0.20						●		●	

●: Standard items



# **FACE RUSH**

FACE GROOVING

## Unique Shallow Face Grooving Insert for Multiple Applications

✓ Multiple applications

✓ Stable and secure clamping

✓ Various size inserts with one holder

✓ Good chip evacuation

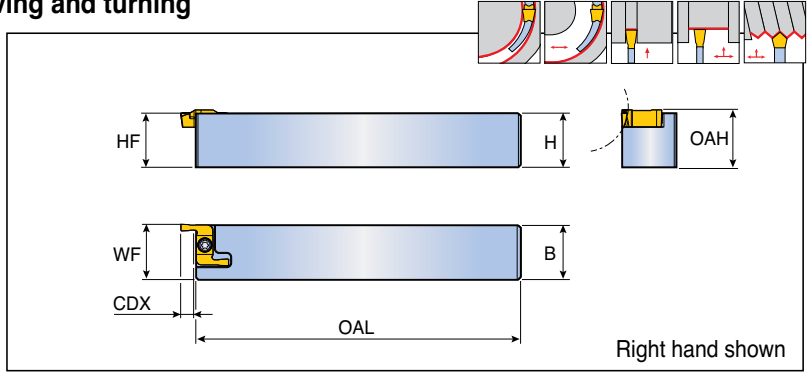
✓ High pressure coolant



# TXFR/L



## HOLDERS for shallow face grooving and turning



Designation	Dimension (mm)							Insert
	H	HF	B	OAL	OAH	WF	CDX	
<b>TXFR 2525</b>	25	25	25	150	26.5	25.5	6	TDF(G)X ...R
<b>TXFL 2525</b>	25	25	25	150	26.5	25.5	6	TDF(G)X ...L

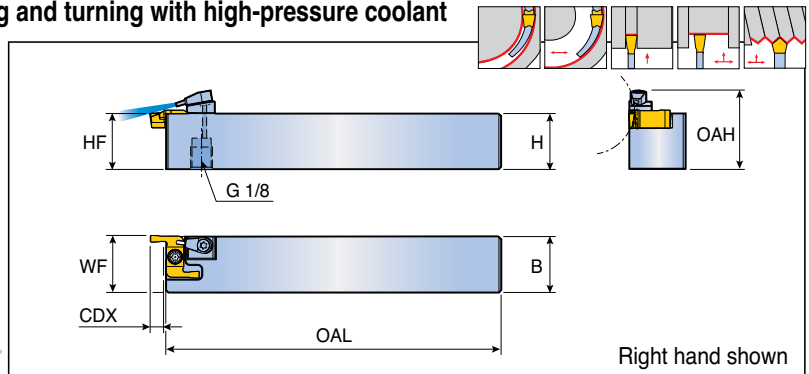
## Spare parts

Designation	Screw	Wrench		
<b>TXFR</b>	TS 35110I	T 15		
<b>TXFL</b>	TS 35110IL	T 15		

# TXFR/L-TB



## HOLDERS for shallow face grooving and turning with high-pressure coolant



Designation	Dimension (mm)							Insert
	H	HF	B	OAL	OAH	WF	CDX	
<b>TXFR 2525-TB</b>	25	25	25	150	35.5	25.5	6	TDF(G)X ...R
<b>TXFL 2525-TB</b>	25	25	25	150	35.5	25.5	6	TDF(G)X ...L

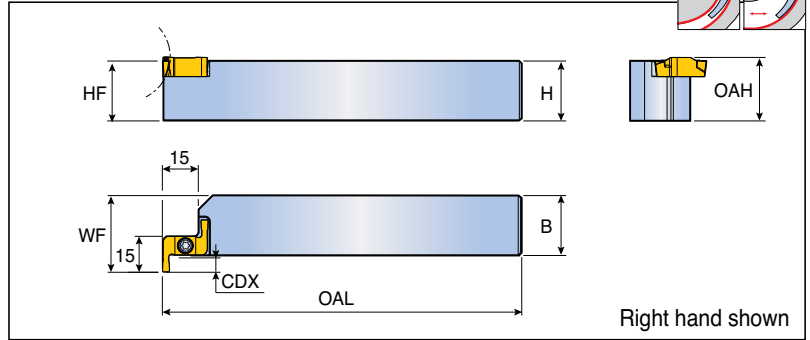
## Spare parts

Designation	Screw	Wrench	Cooling unit	
<b>TXFR-TB</b>	TS 35110I	T 15	S-CU-TB	
<b>TXFL-TB</b>	TS 35110IL	T 15	S-CU-TB	



# TXFPR/L

## Perpendicular holders for shallow face grooving and turning



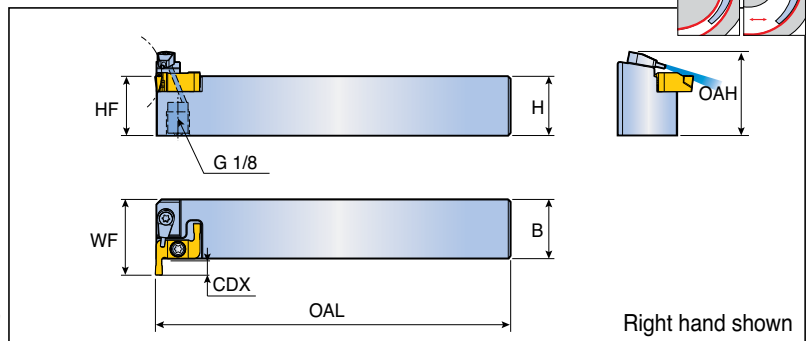
Designation	Dimension (mm)							Insert
	H	HF	B	OAL	OAH	WF	CDX	
<b>TXFPR 2525</b>	25	25	25	150	26.5	32	6	TDFX ...R
<b>TXFPL 2525</b>	25	25	25	150	26.5	32	6	TDFX ...L

### Spare parts

Designation	Screw	Wrench		
	<b>TXFPR</b>	TS 35110I	T 15	
<b>TXFPL</b>	TS 35110IL	T 15		

# TXFPR/L-TB

## Perpendicular holders for shallow face grooving and turning with high-pressure coolant



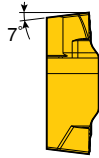
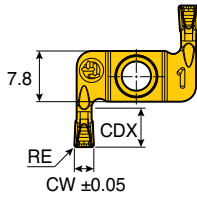
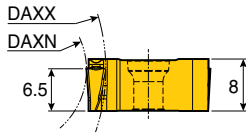
Designation	Dimension (mm)							Insert
	H	HF	B	OAL	OAH	WF	CDX	
<b>TXFPR 2525-TB</b>	25	25	25	150	35.5	32	6	TDFX ...R
<b>TXFPL 2525-TB</b>	25	25	25	150	35.5	32	6	TDFX ...L

### Spare parts

Designation	Screw	Wrench	Cooling unit	
	<b>TXFPR-TB</b>	TS 35110I	T 15	S-CU-TB
<b>TXFPL-TB</b>	TS 35110IL	T 15	S-CU-TB	

# TDFX

## Double-ended inserts for face grooving and turning



Right hand shown

Size	Dimension (mm)				
	CW	RE	CDX	DAXN	DAXX
3	3	0.3	6	24	N.L.
4	4	0.4	6	32	N.L.

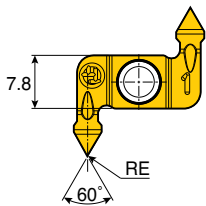
Insert	Designation	Turning		Grooving	Cermet		Coated				Uncoated		
		ap (mm)	Feed (mm/rev)	Feed (mm/rev)	CT3000		TT7505	TT6080	TT5100	TT9080	TT7220	TT8020	K10
	<b>TDFX 3E-0.3-D24R/L</b>	0.4-1.8	0.15-0.20	0.07-0.20									
	<b>4E-0.4-D32R/L</b>	0.5-2.4	0.15-0.24	0.09-0.25						•			
										•			

• N.L.: No limit

• Standard items

# TDGX

## Double-ended threading inserts with 60° partial profile



Right hand shown


Size	Dimension (mm)				
	RE	TPN	TPX	TPIX	TPIN
4	0.05	0.45	3.5	56	8

Insert	Designation	Cermet		Coated				Uncoated		
		CT3000		TT7505	TT6080	TT5100	TT9080	TT7220	TT8020	K10
	<b>TDGX 4MT-0.05-R/L</b>						•			

• TPN: Thread pitch minimum  
• TPX: Thread pitch maximum

• TPIN: Thread per inch minimum  
• TPIX: Thread per inch maximum

• Standard items



# QUAD RUSH

PARTING & GROOVING

**Economical Parting and Grooving  
Insert with 4 Cutting Edges for  
Miniature Machining**



✓ 4 Cutting edge  
economical  
insert



✓ Stable insert  
clamping  
structure



✓ Small size insert for  
Swiss turn machining

✓ Shouldering  
possible-slanted type



✓ Variety of inserts

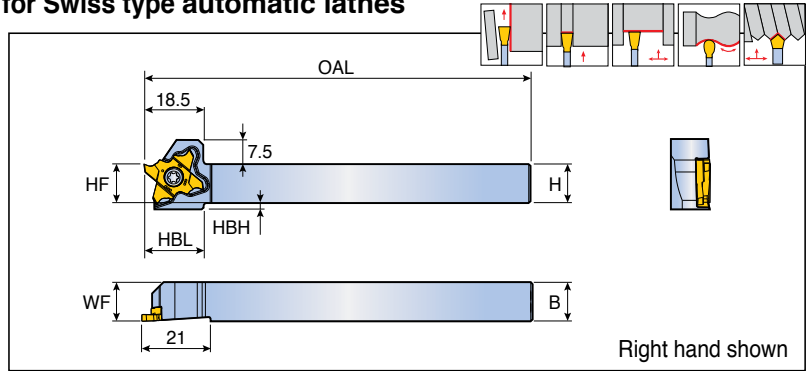


**TaeguTec**  
Member IMC Group

# TQHR/L-20



Grooving and turning holders for Swiss type automatic lathes

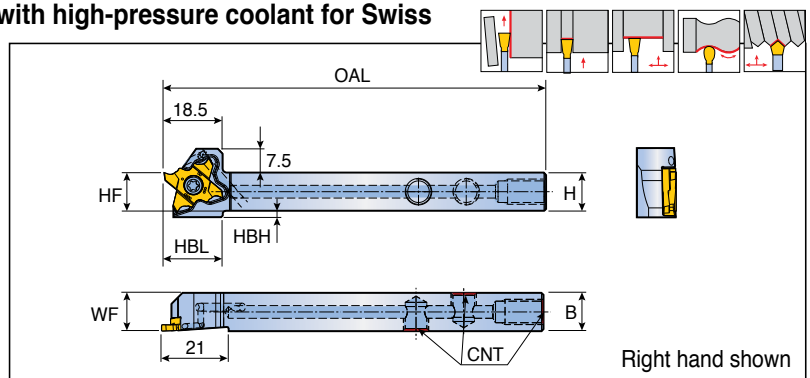


Designation	Dimension (mm)							Insert
	H	HF	B	WF	OAL	HBL	HBH	
<b>TQHR/L 10-20</b>	10	10	10	10	120	18.5	4	TQS 20 TQJ 20
<b>12-20</b>	12	12	12	12	120	18.5	2	
<b>16-20</b>	16	16	16	16	120	-	-	
<b>20-20</b>	20	20	20	20	120	-	-	
<b>25-20</b>	25	25	25	25.3	135	-	-	

# TQHR/L-20-TB



Grooving and turning holders with high-pressure coolant for Swiss type automatic lathes



Designation	Dimension (mm)							CNT	Insert
	H	HF	B	WF	OAL	HBL	HBH		
<b>TQHR/L 12-20-TB</b>	12	12	12	12	120	18.5	2	UNF 5/16	TQS 20 TQJ 20
<b>16-20-TB</b>	16	16	16	16	120	-	-	UNF 5/16	
<b>20-20-TB</b>	20	20	20	20	120	-	-	G 1/8	

## Spare parts

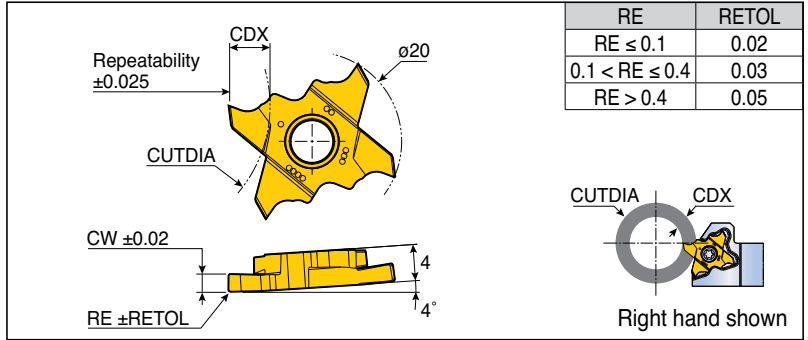
Designation	Screw	Plug	Wrench	
<b>TQHR/L...20</b>		-	T-1508/5	-
<b>TQHR/L 12/16-20-TB</b>	TS 40A100L <sup>(1)</sup> TS 40A100 <sup>(2)</sup>	PLG 5/16 UNF	T-1508/5	L-W 5/32
<b>TQHR/L 20-20-TB</b>		PLG G1/8-L6.5	T-1508/5	L-W 5

• <sup>(1)</sup> For TQHR      • <sup>(2)</sup> For TQHL

# TQS 20



## Parting and grooving precise inserts with ground chip breaker



Designation	Feed (mm/rev)	CW	RE	CDX	CUTDIA						Grade
					CDX ≤ 2.2	CDX ≤ 2.7	CDX ≤ 3.5	CDX ≤ 4.0	CDX ≤ 4.5	CDX ≤ 5.0	
<b>TQS 20-0.50-0.05-R/L</b>	0.03-0.07	0.50	0.05	2.2	N.L.	-	-	-	-	-	●
<b>20-1.00-0.10-R/L</b>	0.03-0.07	1.00	0.10	2.7	N.L.	N.L.	-	-	-	-	●
<b>20-1.50-0.10-R/L</b>	0.03-0.10	1.50	0.10	5.0	N.L.	N.L.	70	50	30	16	●
<b>20-2.00-0.10-R/L</b>	0.04-0.12	2.00	0.10	5.0	N.L.	N.L.	70	50	30	16	●
<b>20-2.00-1.00-R/L*</b>	0.05-0.13	2.00	1.00	5.0	N.L.	N.L.	70	50	30	16	●
<b>20-2.50-0.10-R/L</b>	0.04-0.15	2.50	0.10	5.0	N.L.	N.L.	70	50	30	16	●
<b>20-3.00-0.10-R/L</b>	0.04-0.16	3.00	0.10	5.0	N.L.	N.L.	70	50	30	16	●
<b>20-3.00-1.50-R/L*</b>	0.04-0.16	3.00	1.50	5.0	N.L.	N.L.	70	50	30	16	●

● N.L.: No limit

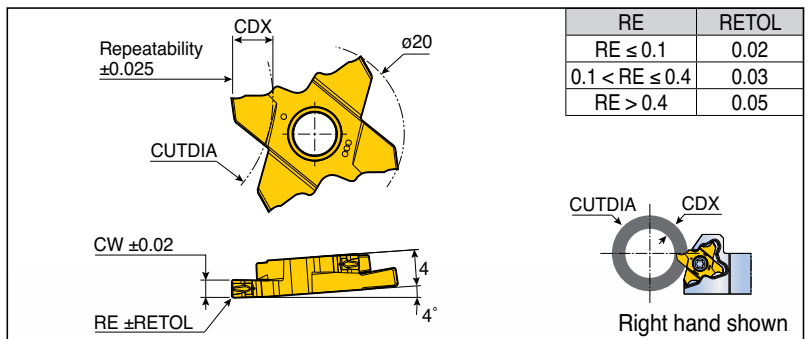
●\*: Full radius insert

●: Standard items

# TQJ 20



## Parting and grooving precise inserts with J-Type chip breaker



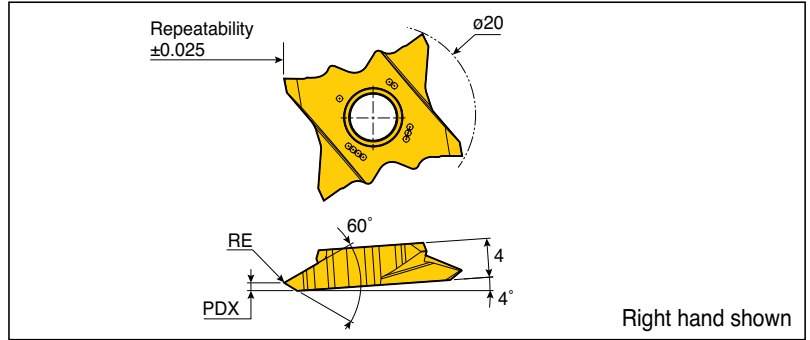
Designation	Feed (mm/rev)	CW	RE	CDX	CUTDIA					Grade
					CDX ≤ 2.7	CDX ≤ 3.5	CDX ≤ 4.0	CDX ≤ 4.5	CDX ≤ 5.0	
<b>TQJ 20-1.00-0.10-R/L</b>	0.03-0.07	1.00	0.10	2.7	N.L.	-	-	-	-	●
<b>20-1.50-0.20-R/L</b>	0.03-0.08	1.50	0.20	5.0	N.L.	70	50	30	16	●
<b>20-2.00-0.20-R/L</b>	0.04-0.10	2.00	0.20	5.0	N.L.	70	50	30	16	●

● N.L.: No limit

●: Standard items

# TQS 20-MT

## Partial profile 60° threading inserts



Designation	Dimension (mm)						Grade
	TPN	TPX	TPIX	TPIN	RE	PDX	TT4430
<b>TQS 20-MT-0.05-R/L</b>	0.30	1.75	48	14	0.05	0.8	●

- TPN: Thread pitch minimum (mm)
- TPIN: Thread per inch minimum

- TPX: Thread pitch maximum (mm)
- TPIX: Thread per inch maximum

- Standard items



# QUADIRUSH

INTERNAL GROOVING

## Small Size Internal Grooving Insert with 4 Cutting Edges



✓ Economical insert



✓ Rigid clamping structure



✓ Variety of insert sizes



✓ Good chip evacuation

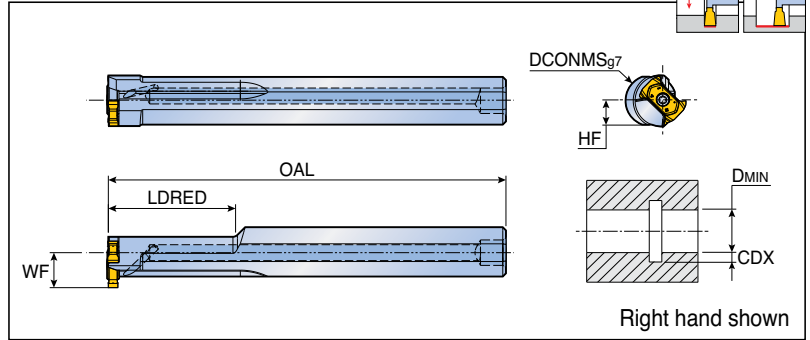


✓ Easy to use

# TQHIR/L



## Internal grooving holders with coolant hole



Designation	Dimension (mm)						Insert
	DCONMS	OAL	LDRED	WF	DMIN	HF	
<b>TQHIR/L 16-16.5-14</b>	16	125	40	11	16.5	7.5	TQIS 14
<b>20-16.5-14</b>	20	125	40	13	16.5	9	

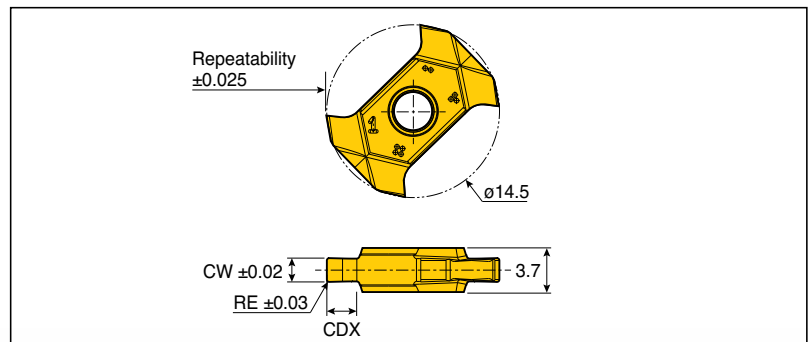
## Spare parts

Designation	Screw	Wrench	Seal	
	<b>TQHIR/L 16</b>	TS 25075I/HG	T 8	PL 16
<b>TQHIR/L 20</b>	TS 25075I/HG	T 8	PL 20	

# TQIS 14



## 4 cutting edge inserts for internal shallow grooving



Designation	Feed (mm/rev)	Dimension (mm)			Grade
		CW	RE	CDX	TT9080
<b>TQIS 14-1.50-0.10</b>	0.02-0.07	1.50	0.10	2.00	●
<b>14-2.00-0.10</b>	0.03-0.08	2.00	0.10	2.50	●
<b>14-2.00-0.20</b>	0.03-0.08	2.00	0.20	2.50	●
<b>14-2.50-0.20</b>	0.03-0.09	2.50	0.20	2.50	●
<b>14-3.00-0.20</b>	0.03-0.10	3.00	0.20	2.50	●

●: Standard items





# MINI*i*RUSH

INTERNAL GROOVING

## Mini Indexable Insert for Internal Shallow Grooving



✓ Very small insert for miniature industry

✓ Secure and unique clamping structure

✓ Precision ground insert for finishing

✓ Good chip evacuation

✓ Internal coolant

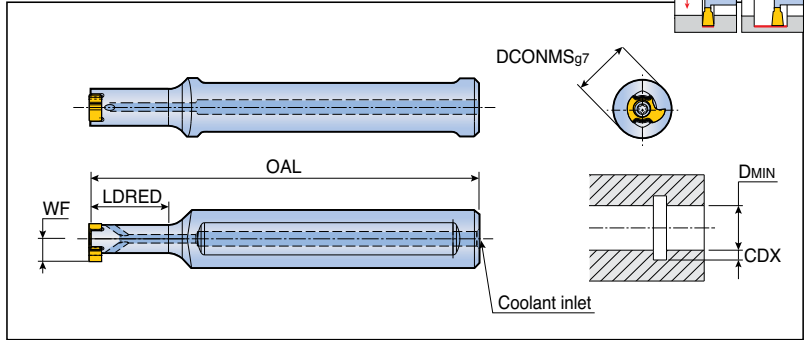


**TaeguTec**  
Member IMC Group

# TMIHN



## Internal grooving holders with coolant hole

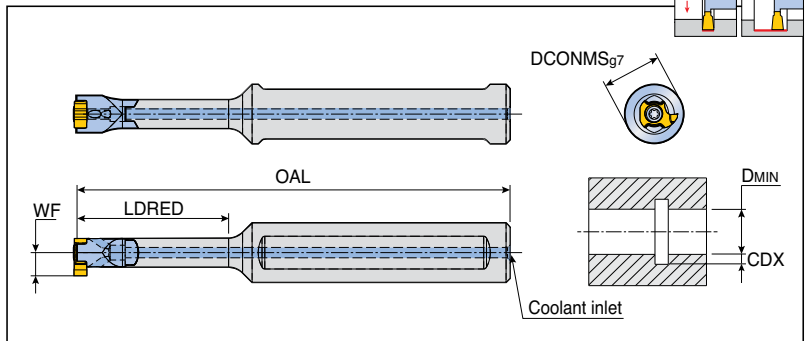


Designation	Dimension (mm)					Coolant inlet	Insert
	DCONMS	OAL	LDRED	WF	DMIN		
<b>TMIHN 12-16-8</b>	12	80	16	4.7	10	Ø3	TMIS 8

# TMIHN -C



## Internal grooving carbide holders with coolant hole



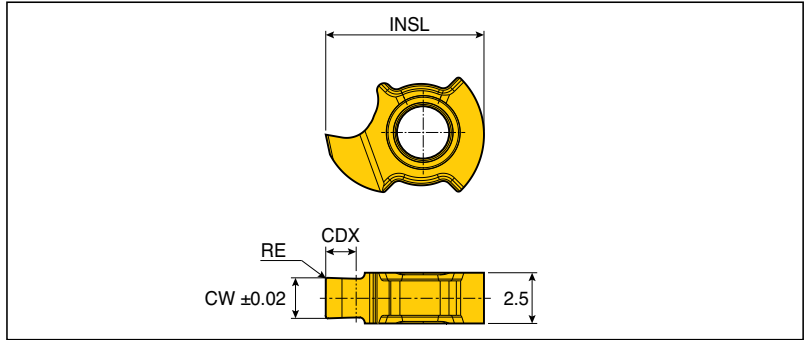
Designation	Dimension (mm)					Coolant inlet	Insert
	DCONMS	OAL	LDRED	WF	DMIN		
<b>TMIHN 12C-24-8</b>	12	92	24	4.7	10	Ø2	TMIS 8
<b>12C-32-8</b>	12	100	32	4.7	10	Ø2	

## Spare parts

Designation	Screw	Wrench		
<b>TMIHN</b>	TS 220521/HG	T 7		
<b>TMIHN -C</b>	TS 220521/HG	T 7		

# TMIS 8

## Precise inserts for internal shallow grooving



Designation	Feed (mm/rev)	Dimension (mm)				Grade
		CW	RE	CDX	INSL	TT4430
<b>TMIS 8-0.50-0.00</b>	0.01-0.03	0.50	0.00	0.70	7.8	●
<b>8-1.00-0.00</b>	0.01-0.03	1.00	0.00	1.50	7.8	●
<b>8-1.50-0.05</b>	0.01-0.03	1.50	0.05	1.50	7.8	●
<b>8-2.00-0.10</b>	0.01-0.03	2.00	0.10	1.50	7.8	●

●: Standard items



# T-CLAMP

PARTING & GROOVING

## High Feed CBN Inserts for Hardened Materials



✓ High feed turning



✓ Good surface finish



✓ For hardened materials

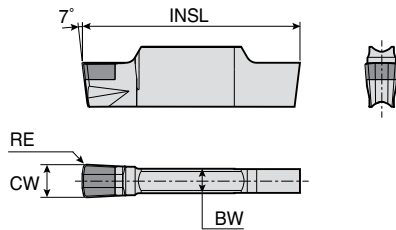


✓ Mounted on standard holders



# TSG-HF

## CBN inserts for high feed turning




Size	Dimension (mm)				
	CW	RE	BW	INSL	
<b>3</b>	3.0	0.3	2.2	20	
<b>5</b>	5.0	0.3	4.0	25	

Insert	Designation	Insert seat size	ap (mm)	Feed (mm/rev)	CBN
					TB2015
	<b>TSG 3.0-0.3-HF</b>	3	0.08-0.12	0.40-0.80	●
	<b>5.0-0.3-HF</b>	5	0.08-0.12	0.40-1.20	●

●: Standard items

TAEGUTEC  
**SPEEDDRILL**  
HIGH SPEED & FEED DRILLING





# **SOLID<sup>3</sup>DRILL**

3 FLUTE

## High Productivity Solid Carbide Drill with Triple Cutting Edges



✓ High productivity with triple cutting edges

✓ Excellent self-centering capability

✓ Premium hole quality

✓ Long and stable tool life

✓ Smooth chip evacuation with polished flutes



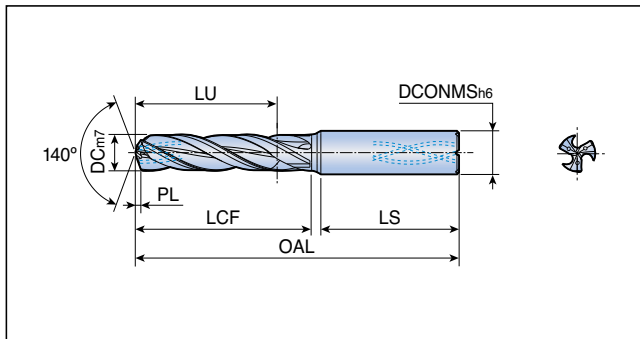
**TaeguTec**  
Member IMC Group

# 3HD...PI3

## 3 flute solid carbide drills with oil holes



• Drilling depth: 3xdiameter



Designation	Dimension (mm)							Grade
	DC	DCONMS	OAL	LU	LCF	LS	PL	TT5130
<b>3HD 040-017-06 PI3</b>	4.0	6.0	66	17	25	35	0.82	●
<b>045-017-06 PI3</b>	4.5	6.0	66	17	25	35	0.88	●
<b>050-020-06 PI3</b>	5.0	6.0	66	20	29	36	0.96	●
<b>051-020-06 PI3</b>	5.1	6.0	66	20	29	36	0.98	●
<b>055-020-06 PI3</b>	5.5	6.0	66	20	29	36	1.08	●
<b>060-020-06 PI3</b>	6.0	6.0	66	20	29	36	1.17	●
<b>065-024-08 PI3</b>	6.5	8.0	79	24	35	36	1.26	●
<b>068-024-08 PI3</b>	6.8	8.0	79	24	35	36	1.31	●
<b>070-024-08 PI3</b>	7.0	8.0	79	24	35	36	1.35	●
<b>075-029-08 PI3</b>	7.5	8.0	79	29	42	36	1.40	●
<b>080-029-08 PI3</b>	8.0	8.0	79	29	42	36	1.49	●
<b>085-035-10 PI3</b>	8.5	10.0	89	35	48	40	1.63	●
<b>086-035-10 PI3</b>	8.6	10.0	89	35	48	40	1.65	●
<b>090-035-10 PI3</b>	9.0	10.0	89	35	48	40	1.72	●
<b>095-035-10 PI3</b>	9.5	10.0	89	35	48	40	1.75	●
<b>100-035-10 PI3</b>	10.0	10.0	89	35	48	40	1.85	●
<b>103-040-12 PI3</b>	10.3	12.0	102	40	55	45	1.94	●
<b>105-040-12 PI3</b>	10.5	12.0	102	40	55	45	1.98	●
<b>110-040-12 PI3</b>	11.0	12.0	102	40	55	45	2.07	●
<b>115-040-12 PI3</b>	11.5	12.0	102	40	56	45	2.12	●
<b>120-040-12 PI3</b>	12.0	12.0	102	40	56	45	2.21	●

●: Standard items

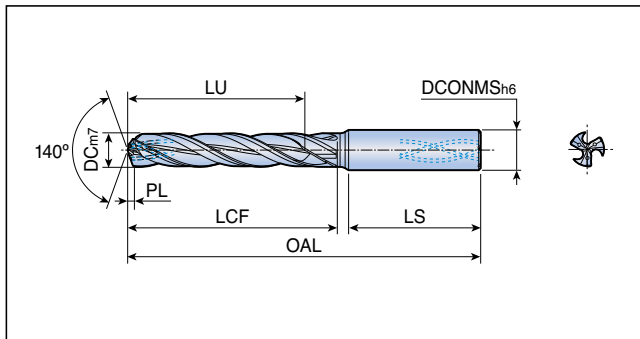


# 3HD...PI5

## 3 flute solid carbide drills with oil holes



• Drilling depth: 5xdiameter



Designation	Dimension (mm)							Grade
	DC	DCONMS	OAL	LU	LCF	LS	PL	TT5130
<b>3HD 040-029-06 PI5</b>	4.0	6.0	74	29	37	35	0.82	●
<b>045-029-06 PI5</b>	4.5	6.0	74	29	37	35	0.88	●
<b>050-035-06 PI5</b>	5.0	6.0	82	35	45	36	0.96	●
<b>051-035-06 PI5</b>	5.1	6.0	82	35	45	36	0.98	●
<b>055-035-06 PI5</b>	5.5	6.0	82	35	45	36	1.08	●
<b>060-035-06 PI5</b>	6.0	6.0	82	35	45	36	1.17	●
<b>065-043-08 PI5</b>	6.5	8.0	91	43	54	36	1.26	●
<b>068-043-08 PI5</b>	6.8	8.0	91	43	54	36	1.31	●
<b>070-043-08 PI5</b>	7.0	8.0	91	43	54	36	1.35	●
<b>075-043-08 PI5</b>	7.5	8.0	91	43	54	36	1.40	●
<b>080-043-08 PI5</b>	8.0	8.0	91	43	54	36	1.49	●
<b>085-049-10 PI5</b>	8.5	10.0	103	49	62	40	1.63	●
<b>086-049-10 PI5</b>	8.6	10.0	103	49	62	40	1.65	●
<b>090-049-10 PI5</b>	9.0	10.0	103	49	62	40	1.72	●
<b>095-049-10 PI5</b>	9.5	10.0	103	49	62	40	1.75	●
<b>100-049-10 PI5</b>	10.0	10.0	103	49	62	40	1.85	●
<b>103-056-12 PI5</b>	10.3	12.0	118	56	71	45	1.94	●
<b>105-056-12 PI5</b>	10.5	12.0	118	56	71	45	1.98	●
<b>110-056-12 PI5</b>	11.0	12.0	118	56	71	45	2.07	●
<b>115-056-12 PI5</b>	11.5	12.0	118	56	72	45	2.12	●
<b>120-056-12 PI5</b>	12.0	12.0	118	56	72	45	2.21	●

●: Standard items



# DRILLSPEED

INDEXABLE 3 FLUTE

## Head Changeable 3 Flute Drill for Higher Productivity



✓ Unique geometry for self-centering

✓ High productivity with triple cutting edges

✓ Excellent hole accuracy

✓ No set-up time and user-friendly clamping

✓ New coating grade with shiny blue color



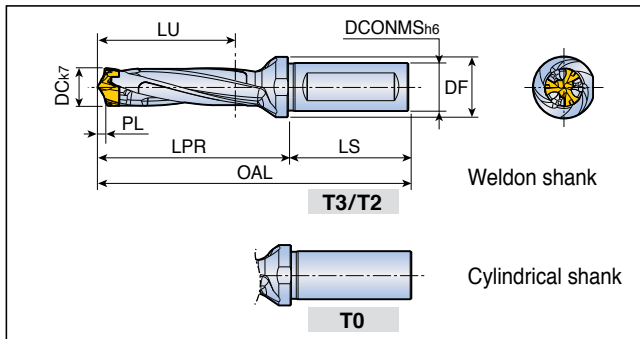
**TaeguTec**  
Member IMC Group

# 3ED...T...-3D

## Head changeable 3 flute drill holders



- Drilling depth: 3xdiameter



Designation	Dimension (mm)								Clamping key
	DC	DCONMS	DF	LU	LPR	LS	PL	SSC	
<b>3ED 160-169-20T3/T0-3D</b>	16.0-16.9	20	25	52	79.0	50	3.70	16	K 3ED D16-D17
<b>170-179-20T3/T0-3D</b>	17.0-17.9	20	25	55	84.0	50	3.88	17	K 3ED D16-D17
<b>180-189-25T2/T0-3D</b>	18.0-18.9	25	32	58	90.1	56	4.07	18	K 3ED D18-D19
<b>190-199-25T2/T0-3D</b>	19.0-19.9	25	32	61	94.7	56	4.26	19	K 3ED D18-D19
<b>200-209-25T2/T0-3D</b>	20.0-20.9	25	32	64	99.3	56	4.44	20	K 3ED D20-D21

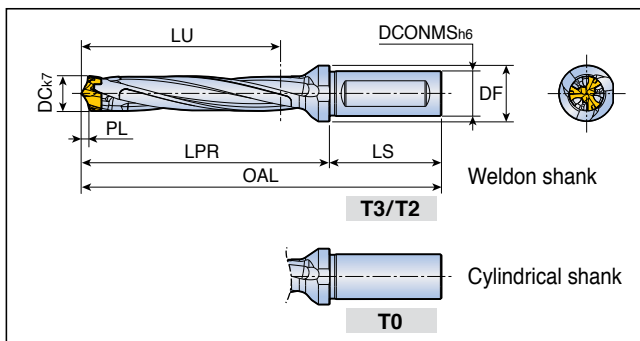
- OAL= LPR+LS
- SSC: Seat size code

# 3ED...T...-5D

## Head changeable 3 flute drill holders



- Drilling depth: 5xdiameter

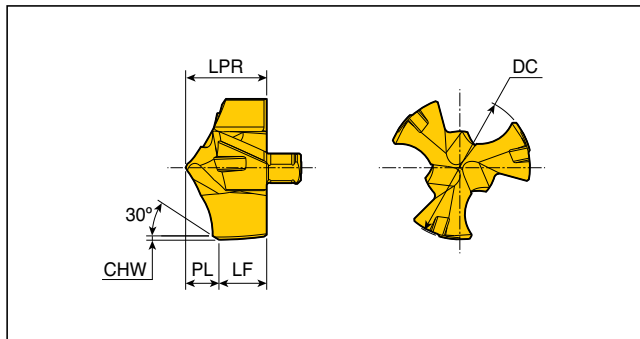


Designation	Dimension (mm)								Clamping key
	DC	DCONMS	DF	LU	LPR	LS	PL	SSC	
<b>3ED 160-169-20T3/T0-5D</b>	16.0-16.9	20	25	84	111.0	50	3.70	16	K 3ED D16-D17
<b>170-179-20T3/T0-5D</b>	17.0-17.9	20	25	89	118.0	50	3.88	17	K 3ED D16-D17
<b>180-189-25T2/T0-5D</b>	18.0-18.9	25	32	94	126.1	56	4.07	18	K 3ED D18-D19
<b>190-199-25T2/T0-5D</b>	19.0-19.9	25	32	99	132.7	56	4.26	19	K 3ED D18-D19
<b>200-209-25T2/T0-5D</b>	20.0-20.9	25	32	104	139.3	56	4.44	20	K 3ED D20-D21

- OAL= LPR+LS
- SSC: Seat size code

# 3ED...-P+

## 3 flute drill heads



Designation	Dimension (mm)						Grade
	DC	LPR	PL	LF	CHW	SSC	TT5130
<b>3ED- 160-P+</b>	16.0	9.00	3.70	5.30	0.40	16	●
<b>165-P+</b>	16.5	9.00	3.71	5.29	0.40	16	●
<b>170-P+</b>	17.0	9.50	3.88	5.62	0.40	17	●
<b>175-P+</b>	17.5	9.50	3.89	5.61	0.40	17	●
<b>180-P+</b>	18.0	10.10	4.07	6.03	0.40	18	●
<b>185-P+</b>	18.5	10.10	4.08	6.02	0.40	18	●
<b>190-P+</b>	19.0	10.70	4.26	6.44	0.40	19	●
<b>195-P+</b>	19.5	10.70	4.27	6.43	0.40	19	●
<b>200-P+</b>	20.0	11.30	4.44	6.86	0.40	20	●
<b>205-P+</b>	20.5	11.30	4.45	6.85	0.40	20	●

● SSC: Seat size code

●: Standard items

TAEGUTEC  
**SPEEDTEC**  
HIGH SPEED & FEED LINES



# DRILL RUSH

RUSH 2 FLUTE

## Self-Centering Drill Head with Unique Point Design



✓ Excellent self-centering capability



✓ Premium hole quality



✓ High productivity without pilot drilling



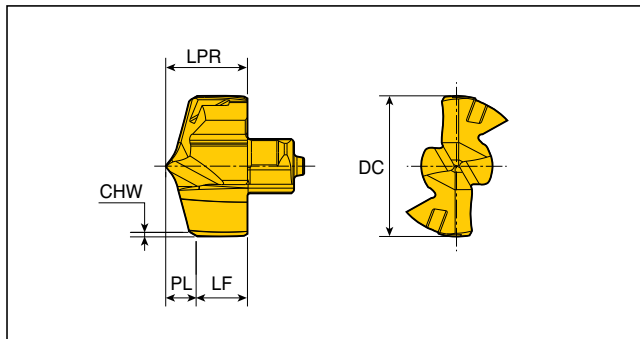
✓ Reinforced cutting edge



**TaeguTec**  
Member IMC Group

# TCD-P+

## Self-centering drill heads



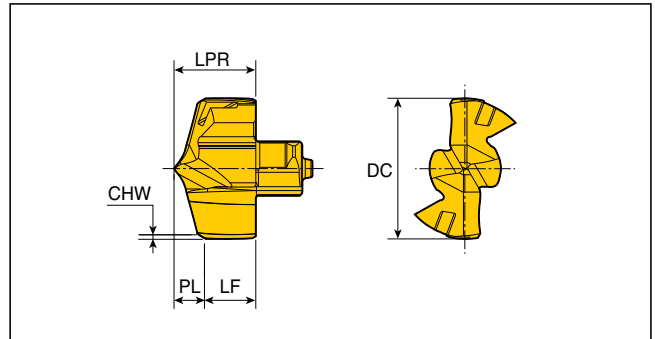
Designation	Dimension (mm)						Grade
	DC	LPR	PL	LF	CHW	SSC	TT9080
<b>TCD-060-P+</b>	6.0	4.00	1.46	2.54	0.27	6	●
<b>065-P+</b>	6.5	4.30	1.55	2.75	0.27	6.5	●
<b>068-P+</b>	6.8	4.30	1.55	2.75	0.27	6.5	●
<b>070-P+</b>	7.0	4.60	1.64	2.96	0.27	7	●
<b>075-P+</b>	7.5	4.60	1.64	2.96	0.27	7	●
<b>080-P+</b>	8.0	5.40	1.81	3.59	0.27	8	●
<b>085-P+</b>	8.5	5.40	1.81	3.59	0.27	8	●
<b>086-P+</b>	8.6	5.40	1.81	3.59	0.27	8	●
<b>090-P+</b>	9.0	5.80	1.98	3.82	0.27	9	●
<b>095-P+</b>	9.5	5.80	1.98	3.82	0.27	9	●
<b>099-P+</b>	9.9	5.80	1.98	3.82	0.27	9	●
<b>100-P+</b>	10.0	6.20	2.33	3.87	0.38	10	●
<b>102-P+</b>	10.2	6.20	2.33	3.87	0.38	10	●
<b>103-P+</b>	10.3	6.20	2.33	3.87	0.38	10	●
<b>105-P+</b>	10.5	6.20	2.33	3.87	0.38	10	●
<b>107-P+</b>	10.7	6.20	2.33	3.87	0.38	10	●
<b>108-P+</b>	10.8	6.20	2.33	3.87	0.38	10	●
<b>110-P+</b>	11.0	6.60	2.50	4.10	0.38	11	●
<b>111-P+</b>	11.1	6.60	2.50	4.10	0.38	11	●
<b>115-P+</b>	11.5	6.60	2.50	4.10	0.38	11	●
<b>120-P+</b>	12.0	7.00	2.67	4.33	0.38	12	●
<b>123-P+</b>	12.3	7.00	2.67	4.33	0.38	12	●
<b>125-P+</b>	12.5	7.00	2.67	4.33	0.38	12	●
<b>126-P+</b>	12.6	7.00	2.67	4.33	0.38	12	●
<b>127-P+</b>	12.7	7.00	2.67	4.33	0.38	12	●
<b>130-P+</b>	13.0	7.60	2.85	4.75	0.38	13	●
<b>135-P+</b>	13.5	7.60	2.85	4.75	0.38	13	●
<b>140-P+</b>	14.0	8.15	3.02	5.13	0.38	14	●
<b>141-P+</b>	14.1	8.15	3.02	5.13	0.38	14	●
<b>142-P+</b>	14.2	8.15	3.02	5.13	0.38	14	●
<b>143-P+</b>	14.3	8.15	3.02	5.13	0.38	14	●
<b>145-P+</b>	14.5	8.15	3.02	5.13	0.38	14	●
<b>146-P+</b>	14.6	8.15	3.02	5.13	0.38	14	●
<b>150-P+</b>	15.0	8.73	3.19	5.54	0.38	15	●

● SSC: Seat size code

●: Standard items

# TCD-P+

## Self-centering drill heads



Designation	Dimension (mm)						Grade
	DC	LPR	PL	LF	CHW	SSC	
<b>TCD-151-P+</b>	15.1	8.73	3.19	5.54	0.38	15	●
<b>152-P+</b>	15.2	8.73	3.19	5.54	0.38	15	●
<b>155-P+</b>	15.5	8.73	3.19	5.54	0.38	15	●
<b>159-P+</b>	15.9	8.73	3.19	5.54	0.38	15	●
<b>160-P+</b>	16.0	9.30	3.46	5.84	0.44	16	●
<b>161-P+</b>	16.1	9.30	3.46	5.84	0.44	16	●
<b>163-P+</b>	16.3	9.30	3.46	5.84	0.44	16	●
<b>164-P+</b>	16.4	9.30	3.46	5.84	0.44	16	●
<b>165-P+</b>	16.5	9.30	3.46	5.84	0.44	16	●
<b>167-P+</b>	16.7	9.30	3.46	5.84	0.44	16	●
<b>170-P+</b>	17.0	9.90	3.63	6.27	0.44	17	●
<b>173-P+</b>	17.3	9.90	3.63	6.27	0.44	17	●
<b>175-P+</b>	17.5	9.90	3.63	6.27	0.44	17	●
<b>180-P+</b>	18.0	10.50	3.81	6.69	0.44	18	●
<b>185-P+</b>	18.5	10.50	3.81	6.69	0.44	18	●
<b>190-P+</b>	19.0	11.00	3.98	7.02	0.44	19	●
<b>192-P+</b>	19.2	11.00	3.98	7.02	0.44	19	●
<b>193-P+</b>	19.3	11.00	3.98	7.02	0.44	19	●
<b>194-P+</b>	19.4	11.00	3.98	7.02	0.44	19	●
<b>195-P+</b>	19.5	11.00	3.98	7.02	0.44	19	●
<b>200-P+</b>	20.0	11.60	4.15	7.45	0.44	20	●
<b>205-P+</b>	20.5	11.60	4.15	7.45	0.44	20	●
<b>206-P+</b>	20.6	11.60	4.15	7.45	0.44	20	●
<b>210-P+</b>	21.0	12.18	4.32	7.86	0.44	21	●
<b>215-P+</b>	21.5	12.18	4.32	7.86	0.44	21	●
<b>220-P+</b>	22.0	12.76	4.50	8.26	0.44	22	●
<b>222-P+</b>	22.2	12.76	4.50	8.26	0.44	22	●
<b>225-P+</b>	22.5	12.76	4.50	8.26	0.44	22	●
<b>230-P+</b>	23.0	13.33	4.67	8.66	0.44	23	●
<b>235-P+</b>	23.5	13.33	4.67	8.66	0.44	23	●
<b>240-P+</b>	24.0	13.90	4.84	9.06	0.44	24	●
<b>245-P+</b>	24.5	13.90	4.84	9.06	0.44	24	●
<b>250-P+</b>	25.0	14.50	5.01	9.49	0.44	25	●
<b>255-P+</b>	25.5	14.50	5.01	9.49	0.44	25	●
<b>259-P+</b>	25.9	14.50	5.01	9.49	0.44	25	●

● SSC: Seat size code


●: Standard items



# MODURDRILL

MODULAR RUSH

**Unique Modular System for Various  
Drilling Diameters and Depths**



✓ Economical solution  
with modular  
system

✓ Double effective  
design for higher  
productivity

✓ Good positioning  
and hole straightness

✓ User-friendly  
modular clamping system

✓ Smooth chip evacuation

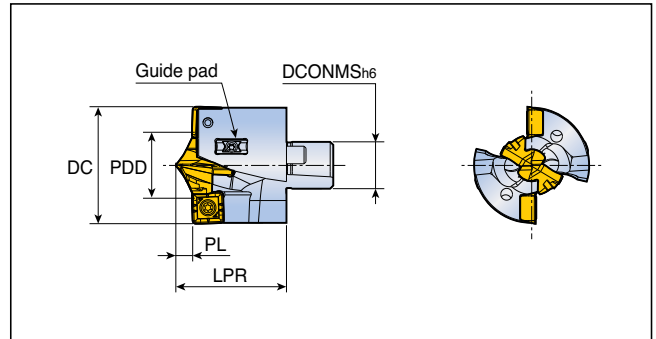


**TaeguTec**  
Member IMC Group



# TNDH-TP

## Modular drill heads



Designation	Dimension (mm)					Clamping Key	Insert	
	DC	DCONMS	LPR	PL	PDD		Center	Outer
<b>TNDH 2600-C26-TP</b>	26	10.4	24.9	3.98	15.9	K TCD D15-CO	TCD-159-P-CO+	SPGX 06...DW
<b>2700-C26-TP</b>	27	10.4	25.4	4.14	16.9	K TCD D16-CO	TCD-169-P-CO+	SPGX 06...DW
<b>2800-C28-TP</b>	28	11.2	26.9	4.29	17.9	K TCD D17-CO	TCD-179-P-CO+	SPGX 06...DW
<b>2900-C28-TP</b>	29	11.2	26.6	3.97	15.9	K TCD D15-CO	TCD-159-P-CO+	SPGX 07...DW
<b>3000-C30-TP</b>	30	12.0	28.3	4.14	16.9	K TCD D16-CO	TCD-169-P-CO+	SPGX 07...DW
<b>3100-C30-TP</b>	31	12.0	28.5	4.30	17.9	K TCD D17-CO	TCD-179-P-CO+	SPGX 07...DW
<b>3200-C32-TP</b>	32	12.8	30.3	4.46	18.9	K TCD D18-CO	TCD-189-P-CO+	SPGX 07...DW
<b>3300-C32-TP</b>	33	12.8	29.8	3.97	15.9	K TCD D15-CO	TCD-159-P-CO+	SPGX 09...DW
<b>3400-C34-TP</b>	34	13.6	31.6	4.14	16.9	K TCD D16-CO	TCD-169-P-CO+	SPGX 09...DW
<b>3500-C34-TP</b>	35	13.6	31.8	4.30	17.9	K TCD D17-CO	TCD-179-P-CO+	SPGX 09...DW
<b>3600-C36-TP</b>	36	14.4	33.5	4.46	18.9	K TCD D18-CO	TCD-189-P-CO+	SPGX 09...DW
<b>3700-C36-TP</b>	37	14.4	33.3	4.14	16.9	K TCD D16-CO	TCD-169-P-CO+	SPGX 11...DW
<b>3800-C38-TP</b>	38	15.2	35.0	4.30	17.9	K TCD D17-CO	TCD-179-P-CO+	SPGX 11...DW
<b>3900-C38-TP</b>	39	15.2	35.2	4.46	18.9	K TCD D18-CO	TCD-189-P-CO+	SPGX 11...DW
<b>4000-C40-TP</b>	40	16.0	36.9	4.62	19.9	K TCD D19-CO	TCD-199-P-CO+	SPGX 11...DW
<b>4100-C40-TP</b>	41	16.0	37.1	4.78	20.9	K TCD D20-CO	TCD-209-P-CO+	SPGX 11...DW
<b>4200-C42-TP</b>	42	16.8	38.9	4.95	21.9	K TCD D21-CO	TCD-219-P-CO+	SPGX 11...DW
<b>4300-C42-TP</b>	43	16.8	38.9	5.11	22.9	K TCD D22-CO	TCD-229-P-CO+	SPGX 11...DW
<b>4400-C44-TP</b>	44	17.6	40.8	5.28	23.9	K TCD D23-CO	TCD-239-P-CO+	SPGX 11...DW
<b>4500-C44-TP</b>	45	17.6	41.0	5.44	24.9	K TCD D24-CO	TCD-249-P-CO+	SPGX 11...DW
<b>4600-C46-TP</b>	46	18.4	42.2	4.95	21.9	K TCD D21-CO	TCD-219-P-CO+	SPGX 14...DW
<b>4700-C46-TP</b>	47	18.4	42.3	5.11	22.9	K TCD D22-CO	TCD-229-P-CO+	SPGX 14...DW
<b>4800-C48-TP</b>	48	19.2	44.0	5.28	23.9	K TCD D23-CO	TCD-239-P-CO+	SPGX 14...DW
<b>4900-C48-TP</b>	49	19.2	44.3	5.44	24.9	K TCD D24-CO	TCD-249-P-CO+	SPGX 14...DW
<b>5000-C48-TP</b>	50	19.2	46.0	5.61	25.9	K TCD D25-CO	TCD-259-P-CO+	SPGX 14...DW

• DCONMS: Holder connection size

## Spare parts

Designation	For double pitch screw		For SPGX		For Guide pad	
	Screw1	Wrench1	Screw2	Wrench2	Screw3	Wrench3
<b>TNDH 2600-2800</b>	TDPS 0512-W2.0	F-W2.0	TS 22052I/HG	TD 7	TS 20043I/HG-P	TD 6P
<b>TNDH 2900-3200</b>	TDPS 0512-W2.0	F-W2.0	TS 25064I	TD 8	TS 20043I/HG-P	TD 6P
<b>TNDH 3300-3500</b>	TDPS 0512-W2.0	F-W2.0	TS 35088I	TD 10	TS 20043I/HG-P	TD 6P
<b>TNDH 3600</b>	TDPS 0618-W2.5	F-W2.5	TS 35088I	TD 10	TS 20043I/HG-P	TD 6P
<b>TNDH 3700-4300</b>	TDPS 0618-W2.5	F-W2.5	TS 40093I	TD 15	TS 20043I/HG-P	TD 6P
<b>TNDH 4400-4500</b>	TDPS 0722-W3.0	F-W3.0	TS 40093I	TD 15	TS 20043I/HG-P	TD 6P
<b>TNDH 4600-5000</b>	TDPS 0722-W3.0	F-W3.0	SO 50090I	TD 20	TS 20043I/HG-P	TD 6P

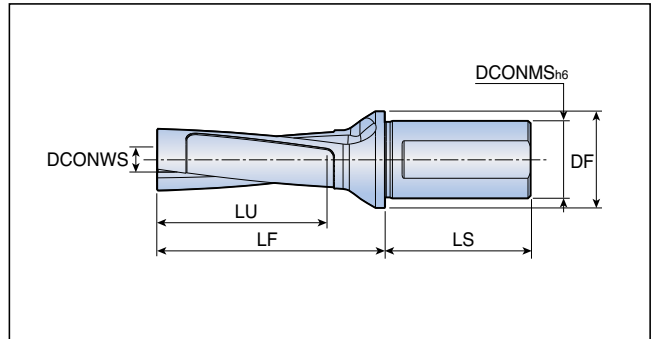
• Guide pad is sold separately.

# MDB...T2-3/5

## Modular drill holders - Weldon type shank



- Drilling depths: 3, 5x diameter



### 3xD


Designation	Dimension (mm)						
	DC	DCONWS	DCONMS	DF	LU	LF	LS
<b>MDB D26/27-081-32T2-C26-3</b>	26-27	10.4	32	40	60	94.3	60
<b>D28/29-087-32T2-C28-3</b>	28-29	11.2	32	40	64	100.5	60
<b>D30/31-093-32T2-C30-3</b>	30-31	12.0	32	40	69	105.5	60
<b>D32/33-099-32T2-C32-3</b>	32-33	12.8	32	40	73	111.7	60
<b>D34/35-105-40T2-C34-3</b>	34-35	13.6	40	50	78	120.2	68
<b>D36/37-111-40T2-C36-3</b>	36-37	14.4	40	50	82	126.5	68
<b>D38/39-117-40T2-C38-3</b>	38-39	15.2	40	50	86	131.4	68
<b>D40/41-123-40T2-C40-3</b>	40-41	16.0	40	50	91	137.6	68
<b>D42/43-129-40T2-C42-3</b>	42-43	16.8	40	50	95	143.8	68
<b>D44/45-135-40T2-C44-3</b>	44-45	17.6	40	50	99	150.0	68
<b>D46/47-141-50T2-C46-3</b>	46-47	18.4	50	60	104	154.5	80
<b>D48/50-150-50T2-C48-3</b>	48-50	19.2	50	60	111	160.9	80

### 5xD

Designation	Dimension (mm)						
	DC	DCONWS	DCONMS	DF	LU	LF	LS
<b>MDB D26/27-135-32T2-C26-5</b>	26-27	10.4	32	40	114	148.3	60
<b>D28/29-145-32T2-C28-5</b>	28-29	11.2	32	40	122	158.5	60
<b>D30/31-155-32T2-C30-5</b>	30-31	12.0	32	40	131	167.5	60
<b>D32/33-165-32T2-C32-5</b>	32-33	12.8	32	40	139	177.7	60
<b>D34/35-175-40T2-C34-5</b>	34-35	13.6	40	50	148	190.2	68
<b>D36/37-185-40T2-C36-5</b>	36-37	14.4	40	50	156	200.5	68
<b>D38/39-195-40T2-C38-5</b>	38-39	15.2	40	50	164	209.4	68
<b>D40/41-205-40T2-C40-5</b>	40-41	16.0	40	50	173	219.6	68
<b>D42/43-215-40T2-C42-5</b>	42-43	16.8	40	50	181	229.8	68
<b>D44/45-225-40T2-C44-5</b>	44-45	17.6	40	50	189	240.0	68
<b>D46/47-235-50T2-C46-5</b>	46-47	18.4	50	60	198	248.5	80
<b>D48/50-250-50T2-C48-5</b>	48-50	19.2	50	60	211	258.9	80

- DC: Cutting diameter range
- DCONWS: Modular head connection size

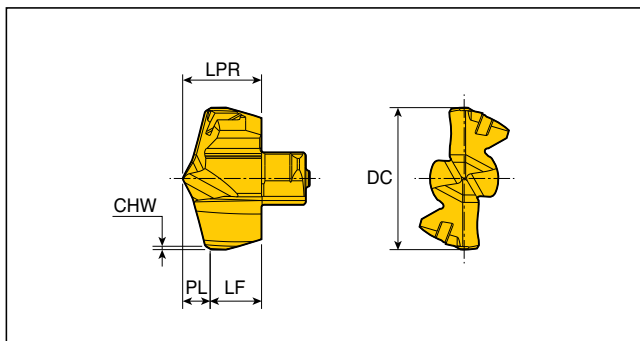
### Spare parts

Designation	Wrench		Wrench handle 
	3xD	5xD	
<b>MDB D26/27-D34/35</b>	BLD H-W2.5x210	BLD H-W2.5x280	SW6-T-SH
<b>MDB D36/37-D42/43</b>	BLD H-W3.0x225	BLD H-W3.0x310	
<b>MDB D44/45-D48/50</b>	BLD H-W4.0x255	BLD H-W4.0x350	

- Wrench: Disassemble the modular head from the modular body (Insert from the rear shank)

# TCD...P-CO+

## Self-centering drill heads



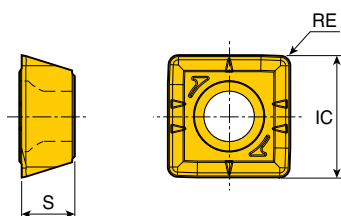
Designation	Dimension (mm)						Grade
	DC	LPR	PL	LF	CHW	SSC	TT9080
<b>TCD-159-P-CO+</b>	15.9	8.73	3.17	5.56	0.38	15	●
<b>169-P-CO+</b>	16.9	9.30	3.34	5.96	0.38	16	●
<b>179-P-CO+</b>	17.9	9.90	3.50	6.40	0.38	17	●
<b>189-P-CO+</b>	18.9	10.50	3.66	6.84	0.38	18	●
<b>199-P-CO+</b>	19.9	11.00	3.82	7.18	0.38	19	●
<b>209-P-CO+</b>	20.9	11.60	3.98	7.62	0.38	20	●
<b>219-P-CO+</b>	21.9	12.18	4.15	8.03	0.38	21	●
<b>229-P-CO+</b>	22.9	12.76	4.31	8.45	0.38	22	●
<b>239-P-CO+</b>	23.9	13.33	4.48	8.85	0.38	23	●
<b>249-P-CO+</b>	24.9	13.90	4.64	9.26	0.38	24	●
<b>259-P-CO+</b>	25.9	14.50	4.81	9.69	0.38	25	●

● SSC: Seat size code

● Standard items

# SPGX...DW

## Inserts




Size	Dimension (mm)			
	IC	S	RE	
<b>06</b>	6.07	2.38	0.4	
<b>07</b>	8.02	3.97	0.8	
<b>09</b>	9.91	4.30	0.8	
<b>11</b>	11.62	4.80	0.8	
<b>14</b>	14.41	5.20	1.2	


Insert	Designation	Coated						Uncoated
		TT9080	TT8020	TT9300	TT9030	TT6030	TT7400	K10
	<b>SPGX 060204 DW</b>	●						
	<b>07T308 DW</b>	●						
	<b>090408 DW</b>	●						
	<b>110408 DW</b>	●						
	<b>140512 DW</b>	●						

● Standard items

TAEGUTEC  
**SPEEDMILL**  
HIGH SPEED & FEED MILLING

INDUSTRY 4.0





# MILLSFEED

HIGH FEED MILL

## Mini Sized 90° Shoulder Mill and High Feed Mill with Strong V-Shaped Insert

✓ Smallest insert



✓ V-Shaped insert



✓ High productivity with maximum No. of teeth



✓ High positive rake angle



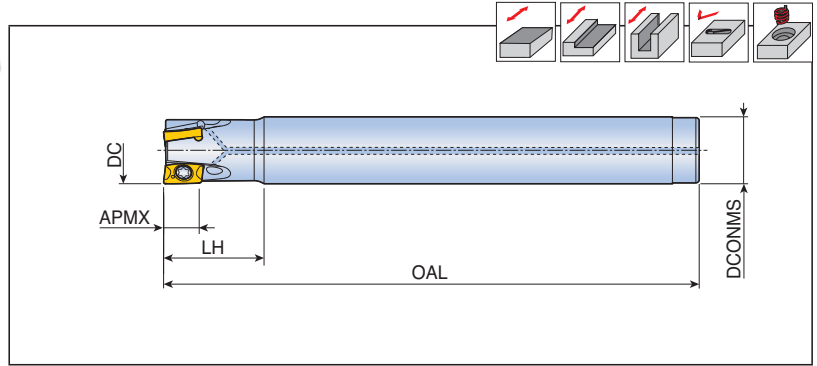
✓ High feed insert



# 2S-TE90CV-05



## End mills



Designation		Dimension (mm)					Coolant	Insert
		DC	DCONMS	OAL	LH	APMX		
<b>2S-TE90CV-106-06-05</b>	1	6	6	60	12	5.0	●	CVK(H)T 0502...
<b>208-08-05</b>	2	8	8	80	12	5.0	●	
<b>209-08-05</b>	2	9	8	80	12	5.0	●	
<b>310-10-05</b>	3	10	10	80	15	5.0	●	
<b>311-10-05</b>	3	11	10	80	12	5.0	●	
<b>412-12-05</b>	4	12	12	80	15	5.0	●	
<b>413-12-05</b>	4	13	12	80	12	5.0	●	
<b>414-12-05</b>	4	14	12	80	10	5.0	●	

- Cutter body for 'HF' insert should be modified with body corner radius 1.8 mm

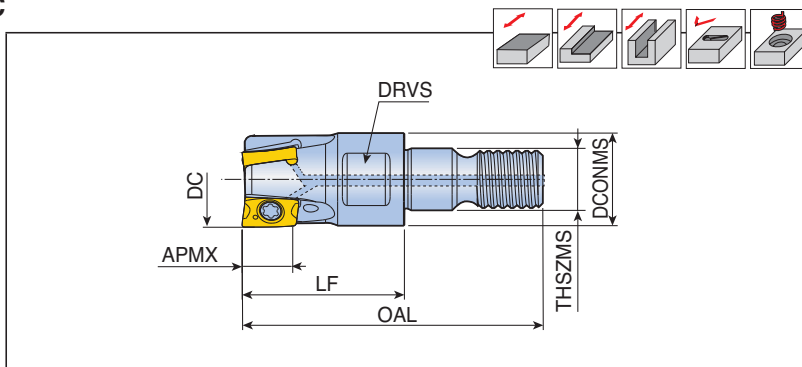
## Spare parts

Designation	Screw	Wrench			
	<b>2S-TE90CV-05</b>	 TS 18033/HG-P	 TD 6P		

# 2S-TE90CV-M-05



## Modular heads for T-FLEXTEC



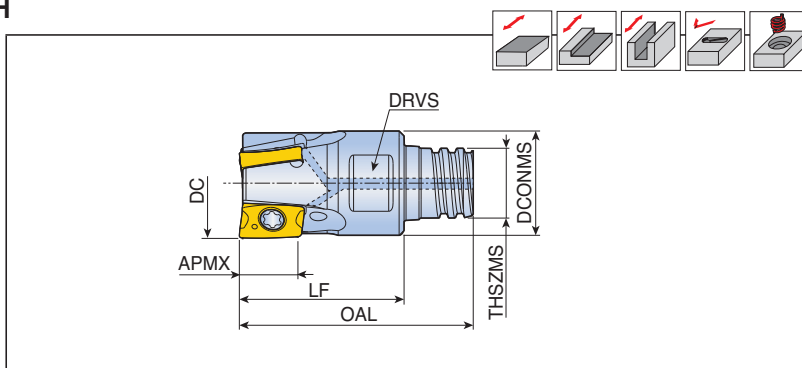
Designation		Dimension (mm)							Coolant	Insert
		DC	DCONMS	LF	OAL	THSZMS	APMX	DRVS		
<b>2S-TE90CV-310-M06-05</b>	3	10	9.7	17	31.5	M06	5.0	8	●	CVK(H)T 0502...
<b>412-M06-05</b>	4	12	9.7	17	31.5	M06	5.0	8	●	

- Cutter body for '-HF' insert should be modified with body corner radius 1.8 mm
- Matched with T-FLEXTEC holder

# 2S-TE90CV-S-05



## Modular heads for MAXI-RUSH



Designation		Dimension (mm)							Coolant	Insert
		DC	DCONMS	LF	OAL	THSZMS	APMX	DRVS		
<b>2S-TE90CV-310-S06-05</b>	3	10	9.6	15	21.3	S06	5.0	8	●	CVK(H)T 0502...
<b>412-S08-05</b>	4	12	11.5	16	23.5	S08	5.0	10	●	

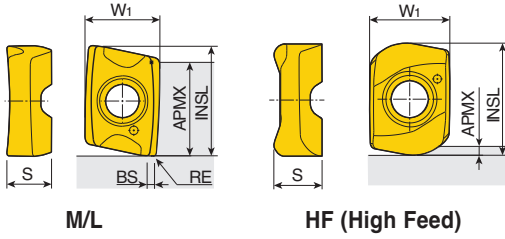
- Cutter body for '-HF' insert should be modified with body corner radius 1.8 mm
- Matched with MAXI-RUSH holder

## Spare parts

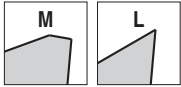
Designation	Screw	Wrench			
	<b>2S-TE90CV-05</b>	TS 18033/HG-P	TD 6P		

# CVK(H)T

## Inserts




Size	Dimension (mm)					
	INSL	W <sub>1</sub>	S	APMX	BS	RE
<b>05-M/L</b>	6.3	4.2	2.6	5.0	0.35	0.2
<b>05-HF</b>	5.5	4.2	2.5	0.5	-	-



Insert	Designation	Recommended machining conditions		Coated							Uncoated				
		ap (mm)	Feed (mm/tooth)	TT9080	TT9030	TT8080	TT8020	TT8525	TT7080	TT7515	TT6080	TT5525	TT2510	K10	
	<b>CVKT 0502PNR-M</b>	0.5-4.0	0.08-0.04	●		●									
	<b>CVHT 0502PNR-L</b>	0.5-4.0	0.07-0.03	●		●					●				
	<b>CVKT 0502R-HF</b>	0.2-0.4	0.70-0.30	●		●						●			

●: Standard items





# TANGSFEED

TANGENTIAL MILL

## High Productivity Shoulder Mill with Strong Tangential Insert

✓ Strong tangential insert



✓ High productivity due to ramping angle



✓ Strong tool body with large core

✓ High positive rake angle



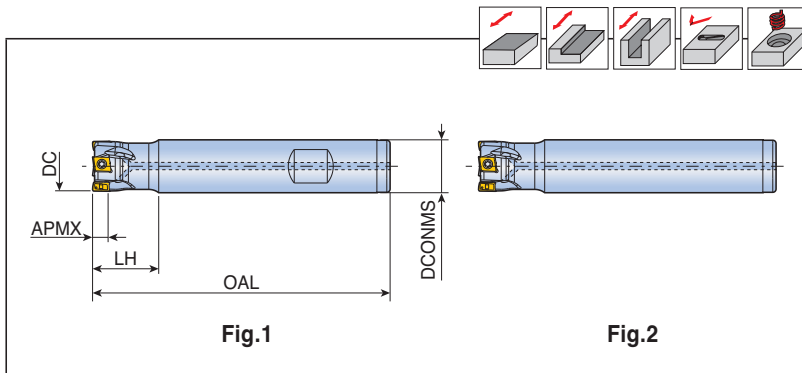
✓ 90° shouldering



# 4T-TE90-05



End mills

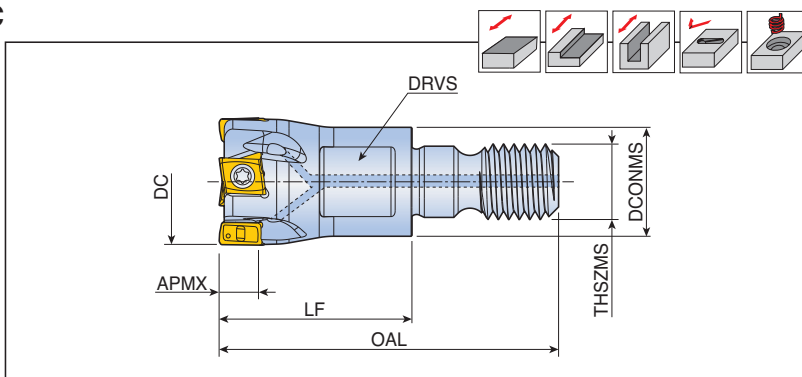


Designation	⊙	Dimension (mm)					Coolant	Fig.	Insert
		DC	DCONMS	OAL	LH	APMX			
<b>4T-TE90-210-10-05</b>	2	10	10	80	15	4.6	●	2	LPK(H)U 0502...
<b>211-10-05</b>	2	11	10	80	15	4.6	●	2	
<b>212-12-05</b>	2	12	12	80	15	4.6	●	2	
<b>312-12-05</b>	3	12	12	80	15	4.6	●	2	
<b>313-12-05</b>	3	13	12	80	15	4.6	●	2	
<b>316-W16-05</b>	3	16	16	90	20	4.6	●	1	
<b>416-W16-05</b>	4	16	16	90	20	4.6	●	1	
<b>420-W20-05</b>	4	20	20	100	25	4.6	●	1	
<b>520-W20-05</b>	5	20	20	100	25	4.6	●	1	
<b>625-W25-05</b>	6	25	25	110	30	4.6	●	1	
<b>832-W25-05</b>	8	32	25	110	20	4.6	●	1	

# 4T-TE90-M-05



Modular heads for T-FLEXTEC

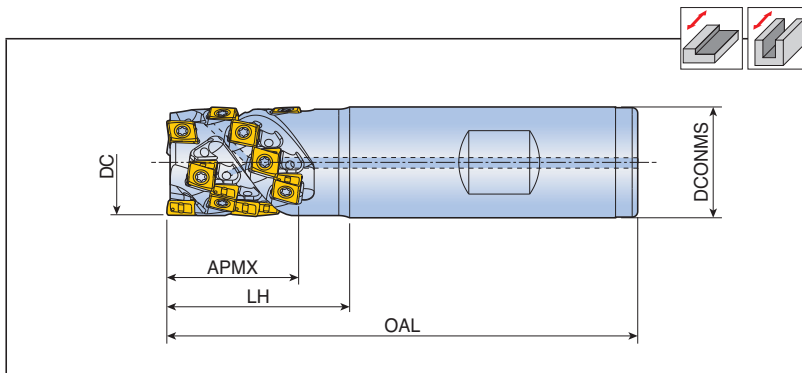



Designation	⊙	Dimension (mm)						Coolant	Insert
		DC	DCONMS	LF	OAL	THSZMS	APMX		
<b>4T-TE90-210-M06-05</b>	2	10	9.7	17	31.5	M06	4.6	8	LPK(H)U 0502...
<b>312-M06-05</b>	3	12	11	17	31.5	M06	4.6	8	
<b>416-M08-05</b>	4	16	13	23	40.5	M08	4.6	10	
<b>520-M10-05</b>	5	20	18	23	43	M10	4.6	15	
<b>625-M12-05</b>	6	25	21	27	49	M12	4.6	17	
<b>832-M16-05</b>	8	32	29	27	52	M16	4.6	25	

• Matched with T-FLEXTEC holder



# 4T-TEF-05

## Extended flute cutters



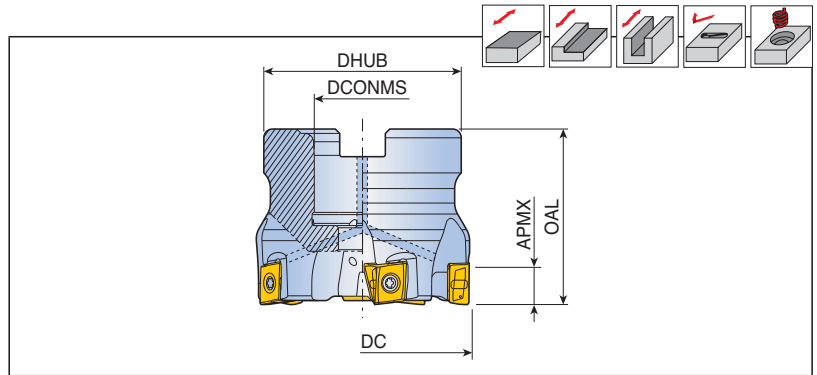
Designation		No. of insert	Dimension (mm)					Coolant	Insert
			DC	DCONMS	OAL	LH	APMX		
<b>4T-TEF D16-15-W16-05</b>	2	8	16	16	80	28	15	●	LPK(H)U 0502...
<b>D20-23-W20-05</b>	3	18	20	20	85	33	23	●	
<b>D25-27-W25-05</b>	4	28	25	25	95	35	27	●	

## Spare parts

Designation	Screw	Wrench			
					
<b>4T-TE90-05</b>	TS 18041/SG-P	TD 6P			
<b>4T-TEF-05</b>	TS 18041/SG-P	TD 6P			

# 4T-TF90-09

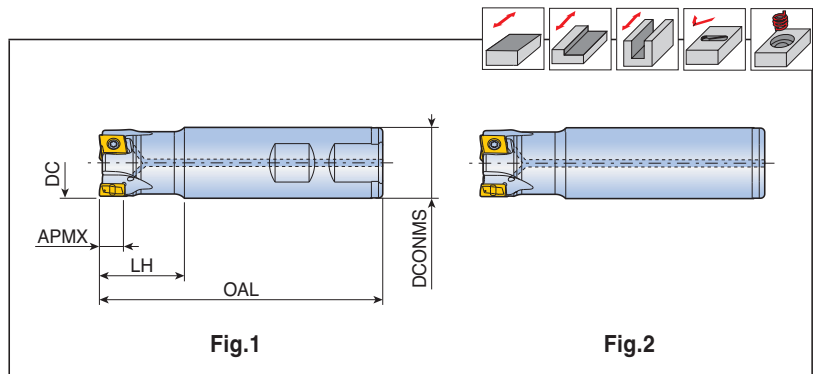
## Face mills



Designation		Dimension (mm)					Coolant	Arbor type		Mounting bolt	Insert
		DC	DCONMS	DHUB	OAL	APMX					
<b>4T-TF90-640-16R-09</b>	6	40	16	38	40	8.3	●	A	0.3	SH M8x30	LPK(H)U 0904...
<b>550-22R-09</b>	5	50	22	45	40	8.3	●	A	0.4	SH M10x30	
<b>750-22R-09</b>	7	50	22	45	40	8.3	●	A	0.4	SH M10x30	
<b>663-22R-09</b>	6	63	22	47	40	8.3	●	A	0.5	SH M10x30	
<b>1063-22R-09</b>	10	63	22	47	40	8.3	●	A	0.5	SH M10x30	

# 4T-TE90-09

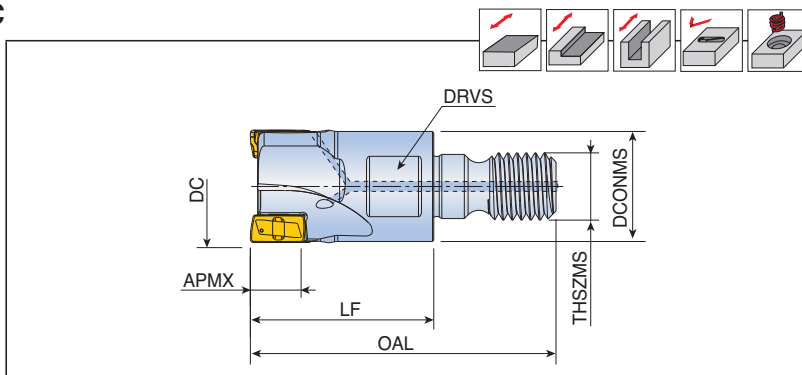
## End mills



Designation		Dimension (mm)					Coolant	Fig.	Insert
		DC	DCONMS	OAL	LH	APMX			
<b>4T-TE90-220-W20-09</b>	2	20	20	100	30	8.3	●	1	LPK(H)U 0904...
<b>220-20-09-L170</b>	2	20	20	170	30	8.3	●	2	
<b>320-W20-09</b>	3	20	20	100	30	8.3	●	1	
<b>325-W25-09</b>	3	25	25	100	30	8.3	●	1	
<b>325-25-09-L200</b>	3	25	25	200	30	8.3	●	2	
<b>425-W25-09</b>	4	25	25	100	30	8.3	●	1	
<b>425-25-09-L120</b>	4	25	25	120	30	8.3	●	2	
<b>332-W32-09</b>	3	32	32	110	35	8.3	●	1	
<b>332-32-09-L210</b>	3	32	32	210	35	8.3	●	2	
<b>532-W32-09</b>	5	32	32	110	35	8.3	●	1	
<b>532-32-09-L130</b>	5	32	32	130	35	8.3	●	2	
<b>440-W32-09</b>	4	40	32	115	30	8.3	●	1	
<b>440-32-09-L150</b>	4	40	32	150	30	8.3	●	2	
<b>640-W32-09</b>	6	40	32	115	30	8.3	●	1	

# 4T-TE90-M-09

## Modular heads for T-FLEXTEC

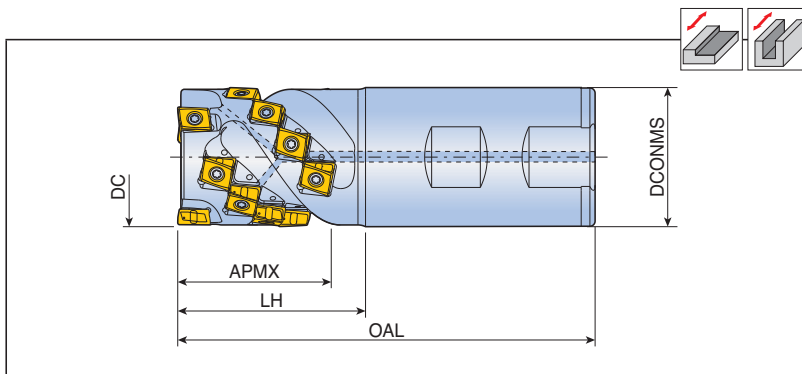


Designation		Dimension (mm)							Coolant	Insert
		DC	DCONMS	LF	OAL	THSZMS	APMX	DRVS		
<b>4T-TE90-220-M10-09</b>	2	20	18	30	50	M10	8.3	15	●	LPK(H)U 0904...
<b>320-M10-09</b>	3	20	18	30	50	M10	8.3	15	●	
<b>425-M12-09</b>	4	25	21	35	57	M12	8.3	17	●	
<b>532-M16-09</b>	5	32	29	43	68	M16	8.3	25	●	
<b>640-M16-09</b>	6	40	29	43	68	M16	8.3	25	●	

• Matched with T-FLEXTEC holder

# 4T-TEF-09

## Extended flute cutters



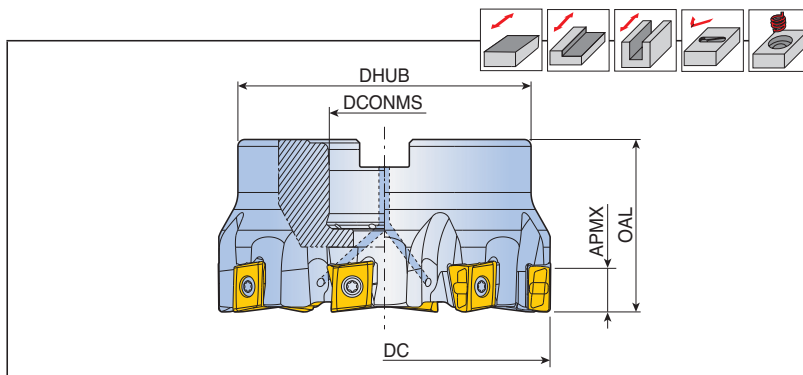
Designation		No. of insert	Dimension (mm)					Coolant	Insert
			DC	DCONMS	OAL	LH	APMX		
<b>4T-TEF D25-36-W25-09</b>	2	10	25	25	100	43	36	●	LPK(H)U 0904...
<b>D32-36-W32-09</b>	3	15	32	32	105	44	36	●	
<b>D32-43-W32-09</b>	3	18	32	32	115	52	43	●	
<b>D40-43-W40-09</b>	3	18	40	40	125	54	43	●	
<b>D40-51-W40-09</b>	3	21	40	40	135	64	51	●	

## Spare parts

Designation	Screw 	Wrench 	Wrench handle 		
<b>4T-TF90-09</b>	TS 30D082-P	TBLD T08P-W4	THND 4W		
<b>4T-TE90-09</b>	TS 30D082-P	TBLD T08P-W4	THND 4W		
<b>4T-TEF-09</b>	TS 30D082-P	TBLD T08P-W4	THND 4W		

# 4T-TF90-14

## Face mills



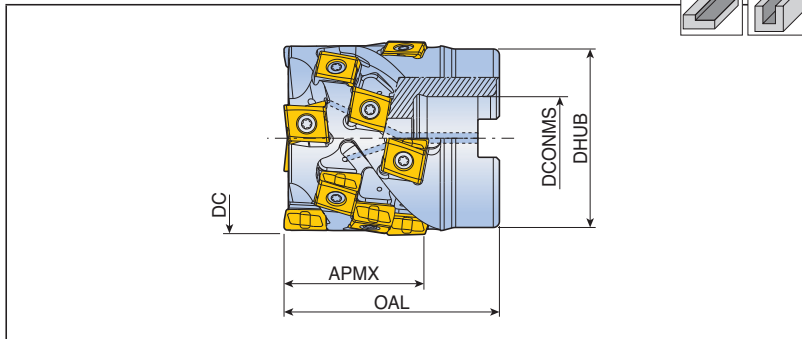
Designation		Dimension (mm)					Coolant	Arbor type	Kg	Mounting bolt	Insert
		DC	DCONMS	DHUB	OAL	APMX					
<b>4T-TF90-440-16R-14</b>	4	40	16	38	40	12.5	●	A	0.3	SH M8x30	LPKU 1407...
<b>450-22R-14</b>	4	50	22	45	40	12.5	●	A	0.3	SH M10x30	
<b>650-22R-14</b>	6	50	22	45	40	12.5	●	A	0.3	SH M10x30	
<b>563-22R-14</b>	5	63	22	47	40	12.5	●	A	0.5	SH M10x30	
<b>863-22R-14</b>	8	63	22	47	40	12.5	●	A	0.5	SH M10x30	
<b>780-27R-14</b>	7	80	27	58	50	12.5	●	A	1.0	SH M12x35	
<b>1080-27R-14</b>	10	80	27	58	50	12.5	●	A	1.2	SH M12x35	
<b>8100-32R-14</b>	8	100	32	85	50	12.5	●	A	2.0	SH M16x35	
<b>12100-32R-14</b>	12	100	32	85	50	12.5	●	A	2.1	SH M16x35	
<b>10125-40R-14</b>	10	125	40	85	63	12.5	●	A	3.1	SH M20x40	
<b>14125-40R-14</b>	14	125	40	85	63	12.5	●	A	3.3	SH M20x40	
<b>12160-40R-14</b>	12	160	40	110	63	12.5	x	C	4.1	-	
<b>16160-40R-14</b>	16	160	40	110	63	12.5	x	C	4.3	-	
<b>14200-60R-14</b>	14	200	60	130	63	12.5	x	C	5.7	-	
<b>18200-60R-14</b>	18	200	60	130	63	12.5	x	C	5.8	-	

## Spare parts

Designation	Screw	Wrench	Wrench handle		
<b>4T-TF90-14</b>	TS 40G110I	TBLD T15-W6	SW6-T		




# 4T-TES-14

## Extended flute cutters



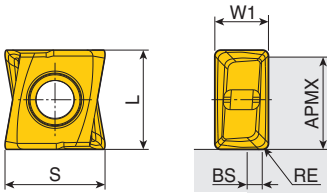
Designation	No. of inserts	Dimension (mm)						Coolant	Kg	Mounting bolt	Insert
		DC	DCONMS	DHUB	OAL	APMX					
<b>4T-TES D50-34-22R-14</b>	3	9	50	22	45	55	34	●	0.5	SH M10x40	LPKU 1407...
<b>D50-45-22R-14</b>	3	12	50	22	45	65	45	●	0.6	SH M10x50	
<b>D63-45-27R-14</b>	4	16	63	27	58	70	45	●	1.1	SH M12x50	
<b>D63-56-27R-14</b>	4	20	63	27	58	80	56	●	1.3	SH M12x60	
<b>D80-56-32R-14</b>	5	25	80	32	74	85	56	●	2.3	SH M16x60	
<b>D100-56-40R-14</b>	6	30	100	40	94	90	56	●	4.1	SH M20x60	

## Spare parts

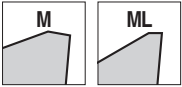
Designation	Screw	Wrench	Wrench handle		
	<b>4T-TES-14</b>	 TS 40G110I	 TBLD T15-W6	 SW6-T	

# LPK(H)U

## Inserts



Size	Dimension (mm)					
	L	W1	S	APMX	BS	RE
<b>05</b>	5	2.7	5.0	4.6	-	0.4
<b>09</b>	9	4.5	8.6	8.3	0.6	0.4
<b>14</b>	13.5	6.7	13.5	12.5	0.9	0.8



Insert	Designation	Recommended machining conditions		Coated								Uncoated	
		ap (mm)	Feed (mm/tooth)	TT9080	TT9030	TT8080	TT8020	TT8525	TT7080	TT7515	TT6080	K10	
	<b>LPKU 050204 PNR-M</b>	1.0-3.5	0.08-0.04	●		●					●		
	<b>090404 PNR-M</b>	2.5-6.0	0.15-0.06	●		●		●			●		
	<b>140708 PNR-M</b>	3.5-10.0	0.20-0.10	●		●		●			●		
	<b>LPHU 050204 PNR-ML</b>	1.0-3.5	0.08-0.04			●					●		
	<b>LPHU 090404 PNR-M</b>	2.5-6.0	0.15-0.06			●					●		

●: Standard items





# MILL RUSH

POSITIVE 90° MILL

## Multi-tooth 90° End Mill with Small Helical Triangular Insert

✓ Strong tool body with large core

✓ High productivity with maximum No. of teeth

✓ Super high positive helical cutting edge

✓ High ramping down angle

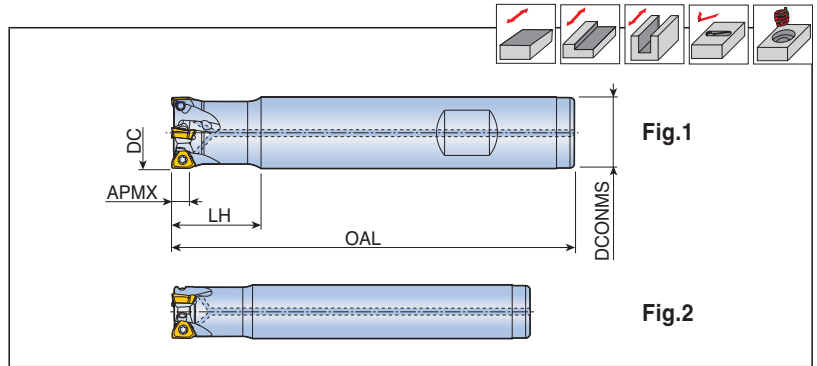
✓ 90° shouldering



# 3P-TE90-04



## End mills



Designation		Dimension (mm)					Coolant	Fig.	Insert
		DC	DCONMS	OAL	LH	APMX			
<b>3P-TE90-108-08-04</b>	1	8	8	80	17	3.5	●	2	3PKT 0402...
<b>210-10-04</b>	2	10	10	80	17	3.5	●	2	
<b>210-09-04-L</b>	2	10	9	120	10	3.5	●	2	
<b>211-10-04</b>	2	11	10	80	11	3.5	●	2	
<b>212-11-04-L</b>	2	12	11	120	11	3.5	●	2	
<b>212-12-04</b>	2	12	12	80	18	3.5	●	2	
<b>212-12-04-L</b>	2	12	12	120	18	3.5	●	2	
<b>312-12-04</b>	3	12	12	80	18	3.5	●	2	
<b>313-12-04</b>	3	13	12	90	11	3.5	●	2	
<b>314-12-04</b>	3	14	12	90	12	3.5	●	2	
<b>316-16-04</b>	3	16	16	110	20	3.5	●	2	
<b>416-W16-04</b>	4	16	16	90	20	3.5	●	1	

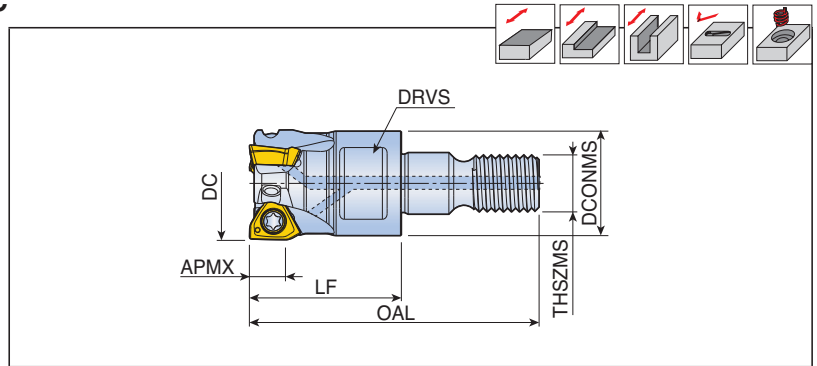
## Spare parts

Designation	Screw	Wrench			
	<b>3P-TE90-04 (ø8)</b>	TS 18033/HG-P	TD 6P		
<b>3P-TE90-04 (ø10-)</b>	TS 18041/HG	TD 6P			

# 3P-TE90-M-04



## Modular heads for T-FLEXTEC



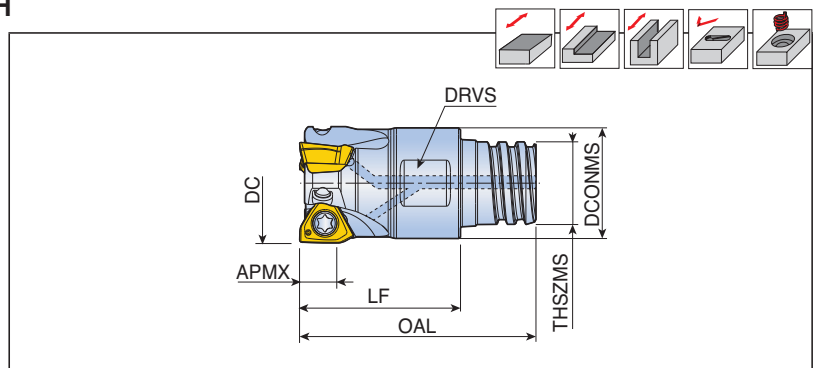
Designation	Coolant	Dimension (mm)								Coolant	Insert
		DC	DCONMS	LF	OAL	THSZMS	APMX	DRVS			
<b>3P-TE90- 210-M06-04</b>	2	10	9.7	17	31.5	M06	3.5	8	●	3PKT 0402...	
<b>312-M06-04</b>	3	12	11	17	31.5	M06	3.5	8	●		
<b>416-M08-04</b>	4	16	13	23	40.5	M08	3.5	10	●		

• Matched with T-FLEXTEC holder

# 3P-TE90-S-04



## Modular heads for MAXI-RUSH



Designation	Coolant	Dimension (mm)								Coolant	Insert
		DC	DCONMS	LF	OAL	THSZMS	APMX	DRVS			
<b>3P-TE90- 210-S06-04</b>	2	10	9.6	15	21.3	S06	3.5	8	●	3PKT 0402...	
<b>312-S08-04</b>	3	12	11.5	16	23.5	S08	3.5	10	●		
<b>416-S10-04</b>	4	16	15.2	20	31.3	S10	3.5	13	●		

• Matched with MAXI-RUSH holder

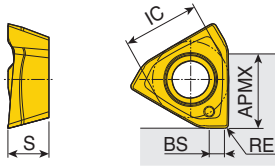
## Spare parts

Designation	Screw	Wrench			
	<b>3P-TE90-04</b>	TS 180411/HG	TD 6P		

# 3PKT 04



## Inserts




Size	Dimension (mm)				
	IC	S	APMX	BS	RE
<b>04-M</b>	3.9	2.1	3.5	0.5-0.7	0.2-0.4



Insert	Designation	Recommended machining conditions		Coated							Uncoated	
		ap (mm)	Feed (mm/tooth)	TT9080	TT9030	TT8080	TT8020	TT8525	TT7080	TT7515	TT6080	K10
	<b>3PKT 040202R-M</b>	0.5-3.0	0.08-0.04	●		●						
	<b>040204R-M</b>	0.5-3.0	0.08-0.04	●		●						

●: Standard items



# CHASE4MILL

90° MILLING

## 90° Shoulder Mill 4 Cutting Edge Insert with High Ramping Capability

✓ High ramping down angle for various applications

✓ Various insert options and cutter range

✓ High productivity with strong 4 corner insert

✓ High positive cutting edge

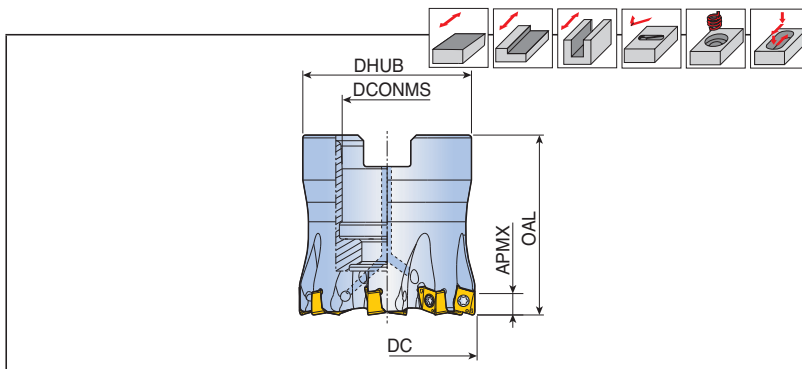
✓ 90° shouldering



# 4N TF90-04



## Face mills



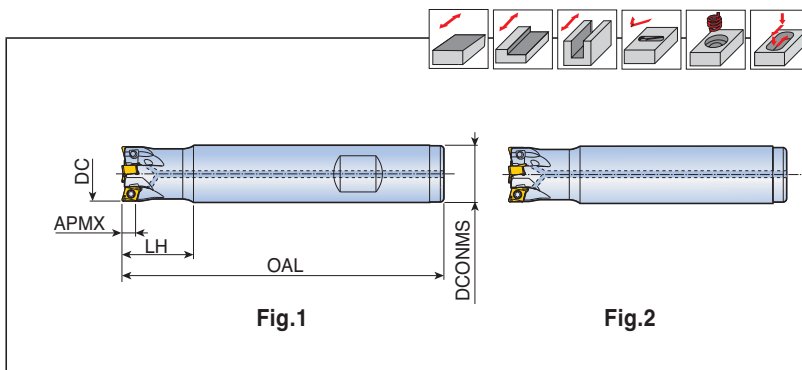
Designation	⌀	Dimension (mm)					Coolant	Arbor type	Kg	Mounting bolt	Insert
		DC	DCONMS	DHUB	OAL	APMX					
<b>4N TF90- 832-16R-04</b>	8	32	16	30	32	3.5	●	A	0.1	SH M8x25	4NKT 0402....
<b>1040-16R-04</b>	10	40	16	38	40	3.5	●	A	0.2	SH M8x25	

• Cutter body for '4NKT 040212R-HF' insert should be modified with body corner radius 1.2 mm

# 4N TE90-04



## End mills



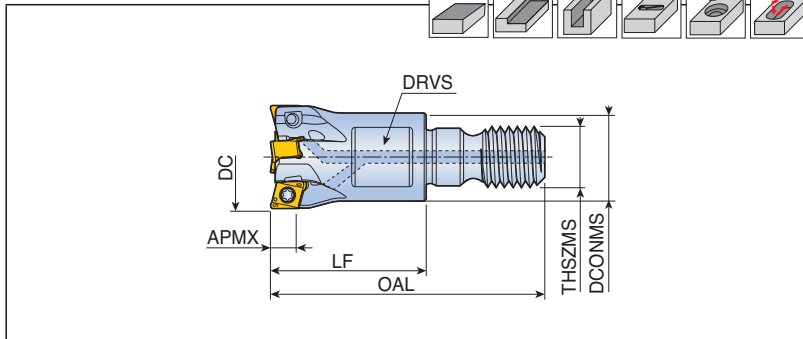
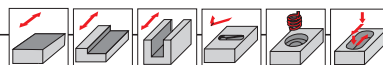
Designation	⌀	Dimension (mm)					Coolant	Fig.	Insert
		DC	DCONMS	OAL	LH	APMX			
<b>4N TE90- 108-08-04</b>	1	8	8	80	17	3.5	●	2	4NKT 0402...
<b>210-10-04</b>	2	10	10	80	17	3.5	●	2	
<b>211-10-04</b>	2	11	10	80	17	3.5	●	2	
<b>212-12-04</b>	2	12	12	80	18	3.5	●	2	
<b>312-12-04</b>	3	12	12	80	18	3.5	●	2	
<b>313-12-04</b>	3	13	12	90	20	3.5	●	2	
<b>316-16-04</b>	3	16	16	90	20	3.5	●	2	
<b>416-W16-04</b>	4	16	16	90	20	3.5	●	1	
<b>420-20-04-L</b>	4	20	20	160	25	3.5	●	2	
<b>520-W20-04</b>	5	20	20	105	25	3.5	●	1	
<b>725-W25-04</b>	7	25	25	120	30	3.5	●	1	
<b>832-W25-04</b>	8	32	25	130	35	3.5	●	1	
<b>1040-W32-04</b>	10	40	32	140	40	3.5	●	1	

• Cutter body for '4NKT 040212R-HF' insert should be modified with body corner radius 1.2 mm

# 4N TE90-M-04



## Modular heads for T-FLEXTEC



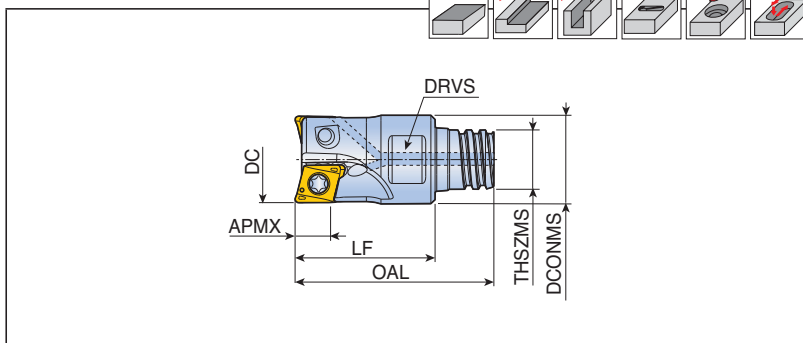
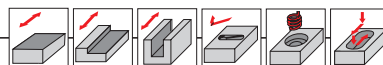
Designation		Dimension (mm)								Coolant	Insert
		DC	DCONMS	LF	OAL	THSZMS	APMX	DRVS			
<b>4N TE90- 210-M06-04</b>	2	10	9.7	17	31.5	M06	3.5	8	●	4NKT 0402...	
<b>211-M06-04</b>	2	11	9.7	17	31.5	M06	3.5	8	●		
<b>312-M06-04</b>	3	12	11	17	31.5	M06	3.5	8	●		
<b>313-M06-04</b>	3	13	11	17	31.5	M06	3.5	8	●		
<b>416-M08-04</b>	4	16	13	23	40.5	M08	3.5	10	●		
<b>520-M10-04</b>	5	20	18	23	43	M10	3.5	15	●		
<b>725-M12-04</b>	7	25	21	27	49	M12	3.5	17	●		

- Cutter body for '4NKT 040212R-HF' insert should be modified with body corner radius 1.2 mm
- Matched with T-FLEXTEC holder

# 4N TE90-S-04



## Modular heads for MAXI-RUSH



Designation		Dimension (mm)								Coolant	Insert
		DC	DCONMS	LF	OAL	THSZMS	APMX	DRVS			
<b>4N TE90- 210-S06-04</b>	2	10	9.6	15	21.3	S06	3.5	8	●	4NKT 0402...	
<b>312-S08-04</b>	3	12	11.5	16	23.5	S08	3.5	10	●		
<b>416-S10-04</b>	4	16	15.2	20	31.3	S10	3.5	13	●		

- Cutter body for '4NKT 040212R-HF' insert should be modified with body corner radius 1.2 mm
- Matched with MAXI-RUSH holder

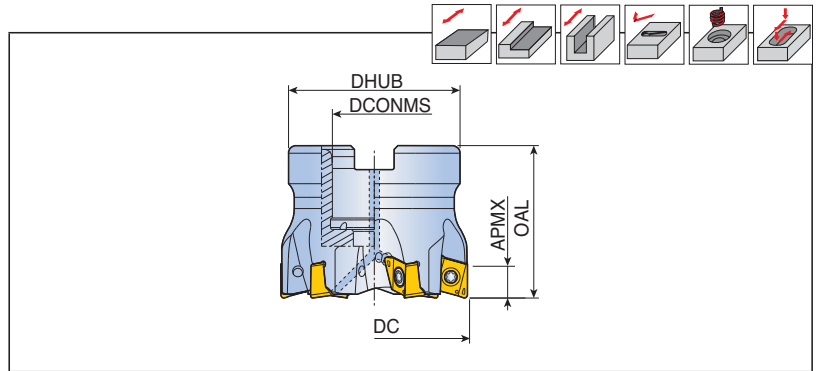
## Spare parts

Designation	Screw	Wrench			
<b>4N TF90-04</b>	TS 180411/HG	TD 6P			
<b>4N TE90-04</b>	TS 180411/HG	TD 6P			

# 4N TF90-09



## Face mills



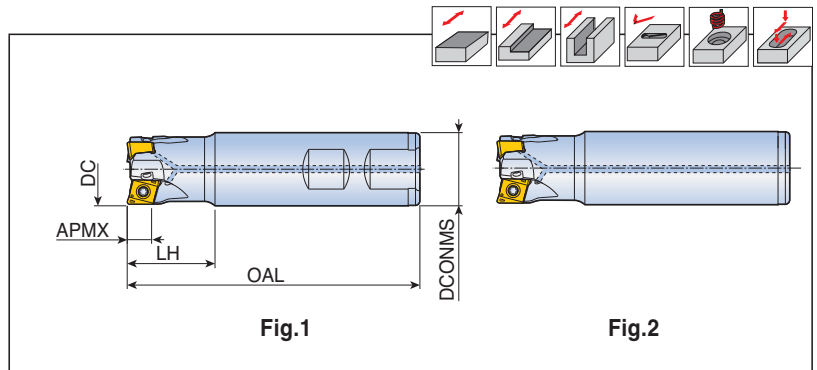
Designation	Z	Dimension (mm)					Coolant	Arbor type	Kg	Mounting bolt	Insert
		DC	DCONMS	DHUB	OAL	APMX					
<b>4N TF90- 540-16R-09</b>	5	40	16	38	40	8.0	●	A	0.3	SH M8x25	4NK(H)T 0904...
<b>650-22R-09</b>	6	50	22	45	40	8.0	●	A	0.3	LH M10x25	
<b>763-22R-09</b>	7	63	22	47	40	8.0	●	A	0.5	LH M10x25	
<b>980-27R-09</b>	9	80	27	58	50	8.0	●	A	1.1	SH M12x35	

• Cutter body for '4NKT 090432R-HF' insert should be modified with body corner radius 3.2 mm

# 4N TE90-09



## End mills



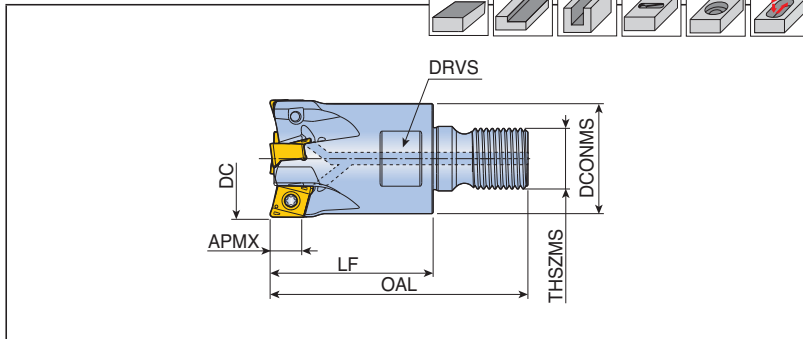
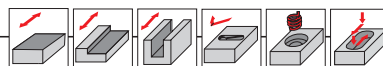
Designation	Z	Dimension (mm)					Coolant	Fig.	Insert
		DC	DCONMS	OAL	LH	APMX			
<b>4N TE90- 220-W20-09</b>	2	20	20	100	30	8.0	●	1	4NK(H)T 0904...
<b>220-20-09-L170</b>	2	20	20	170	30	8.0	●	2	
<b>225-W25-09</b>	2	25	25	100	30	8.0	●	1	
<b>225-25-09-L200</b>	2	25	25	200	40	8.0	●	2	
<b>325-W25-09</b>	3	25	25	100	30	8.0	●	1	
<b>325-25-09-L210</b>	3	25	25	210	30	8.0	●	2	
<b>332-W32-09</b>	3	32	32	110	40	8.0	●	1	
<b>332-32-09-L250</b>	3	32	32	250	40	8.0	●	2	
<b>432-W25-09</b>	4	32	25	130	35	8.0	●	1	
<b>432-25-09-L200</b>	4	32	25	200	40	8.0	●	2	
<b>432-W32-09</b>	4	32	32	110	40	8.0	●	1	
<b>440-W32-09</b>	4	40	32	115	40	8.0	●	1	
<b>440-32-09-L250</b>	4	40	32	250	40	8.0	●	2	
<b>540-W32-09</b>	5	40	32	115	40	8.0	●	1	

• Cutter body for '4NKT 090432R-HF' insert should be modified with body corner radius 3.2 mm



# 4N TE90-M-09

## Modular heads for T-FLEXTEC



Designation		Dimension (mm)							Coolant	Insert
		DC	DCONMS	LF	OAL	THSZMS	APMX	DRVS		
<b>4N TE90- 220-M10-09</b>	2	20	18	30	50	M10	8.0	15	●	4NK(H)T 0904...
<b>325-M12-09</b>	3	25	21	35	57	M12	8.0	17	●	
<b>432-M16-09</b>	4	32	29	43	68	M16	8.0	25	●	
<b>540-M16-09</b>	5	40	29	43	68	M16	8.0	25	●	

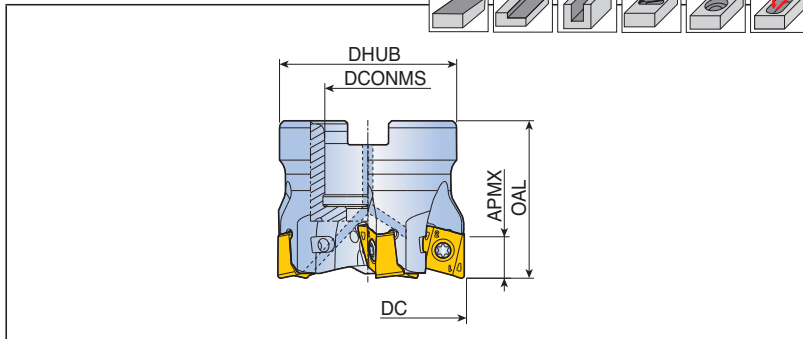
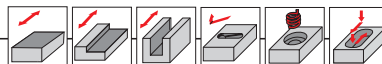
- Cutter body for '4NKT 090432R-HF' insert should be modified with body corner radius 3.2 mm
- Matched with T-FLEXTEC holder

## Spare parts

Designation	Screw	Wrench	Wrench handle		
<b>4N TF90-09</b>	TS 35A088I/HG	TBLD T10P-W6	THND 6W		
<b>4N TE90-09</b>	TS 35A088I/HG	TBLD T10P-W6	THND 6W		

# 4N TF90-11

## Face mills



Designation		Dimension (mm)					Coolant	Arbor type		Mounting bolt	Insert
		DC	DCONMS	DHUB	OAL	APMX					
<b>4N TF90- 440-16R-11</b>	4	40	16	38	40	10.5	●	A	0.2	SH M8x30	4NKT 1106...
<b>450-22R-11</b>	4	50	22	45	40	10.5	●	A	0.3	LH M10x25	
<b>550-22R-11</b>	5	50	22	45	40	10.5	●	A	0.3	LH M10x25	
<b>463-22R-11</b>	4	63	22	47	40	10.5	●	A	0.6	LH M10x25	
<b>663-22R-11</b>	6	63	22	47	40	10.5	●	A	0.5	LH M10x25	
<b>480-27R-11</b>	4	80	27	58	50	10.5	●	A	1.1	SH M12x35	
<b>880-27R-11</b>	8	80	27	58	50	10.5	●	A	1.0	SH M12x35	

• Cutter body for '4NKT 110640R-HF' insert should be modified with body corner radius 4.0 mm

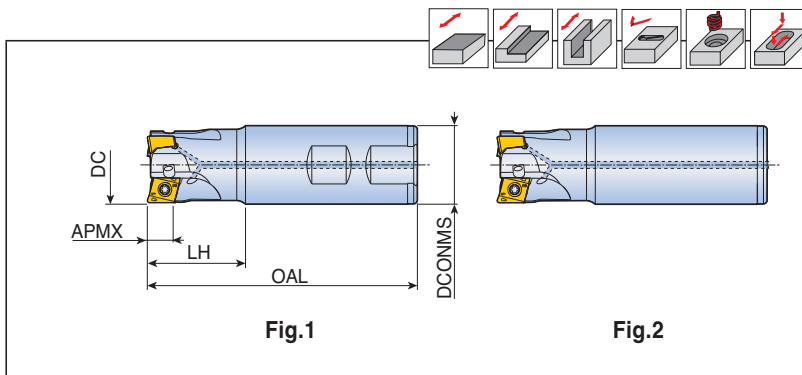
## Spare parts

Designation					
<b>4N TF90-11</b>	TS 40093I/HG	TBLD T15-W6	SW6-T		

# 4N TE90-11



End mills



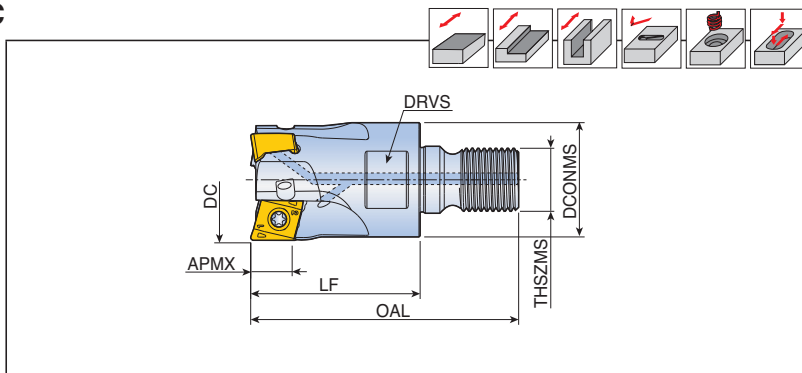
Designation	⊙	Dimension (mm)					Coolant	Fig.	Insert
		DC	DCONMS	OAL	LH	APMX			
<b>4N TE90- 225-W25-11</b>	2	25	25	100	30	10.5	●	1	4NKT 1106...
<b>225-25-11-L200</b>	2	25	25	200	40	10.5	●	2	
<b>332-W32-11</b>	3	32	32	110	40	10.5	●	1	
<b>440-W32-11</b>	4	40	32	115	40	10.5	●	1	
<b>440-32-11-L200</b>	4	40	32	200	40	10.5	●	2	

• Cutter body for '4NKT 110640R-HF' insert should be modified with body corner radius 4.0 mm

# 4N TE90-M-11



Modular heads for T-FLEXTEC



Designation	⊙	Dimension (mm)							Coolant	Insert
		DC	DCONMS	LF	OAL	THSZMS	APMX	DRVS		
<b>4N TE90- 225-M12-11</b>	2	25	21	35	57	M12	10.5	17	●	4NKT 1106...
<b>332-M16-11</b>	3	32	29	43	68	M16	10.5	25	●	
<b>440-M16-11</b>	4	40	29	43	68	M16	10.5	25	●	

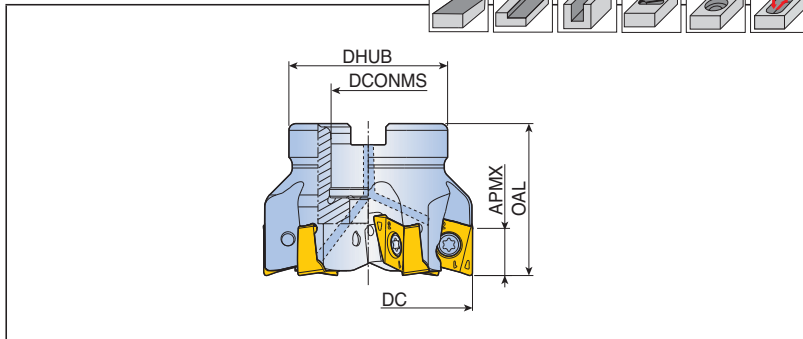
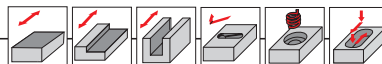
• Cutter body for '4NKT 110640R-HF' insert should be modified with body corner radius 4.0 mm  
 • Matched with T-FLEXTEC holder

## Spare parts

Designation	Screw	Wrench	Wrench handle		
<b>4N TE90-11</b>	TS 40093I/HG	TBLD T15-W6	THND 6W		

# 4N TF90-14

## Face mills



Designation		Dimension (mm)					Coolant	Arbor type	Kg	Mounting bolt	Insert
		DC	DCONMS	DHUB	OAL	APMX					
<b>4N TF90- 450-22R-14</b>	4	50	22	45	45	13.8	●	A	0.4	SH M10x25	4NKT 1407....
<b>463-22R-14</b>	4	63	22	47	45	13.8	●	A	0.6	SH M10x25	
<b>663-22R-14</b>	6	63	22	47	45	13.8	●	A	0.6	SH M10x25	
<b>580-27R-14</b>	5	80	27	58	50	13.8	●	A	1.0	SH M12x35	
<b>780-27R-14</b>	7	80	27	58	50	13.8	●	A	1.0	SH M12x35	

• Cutter body for '4NKT 140750R-HF' insert should be modified with body corner radius 5.0 mm

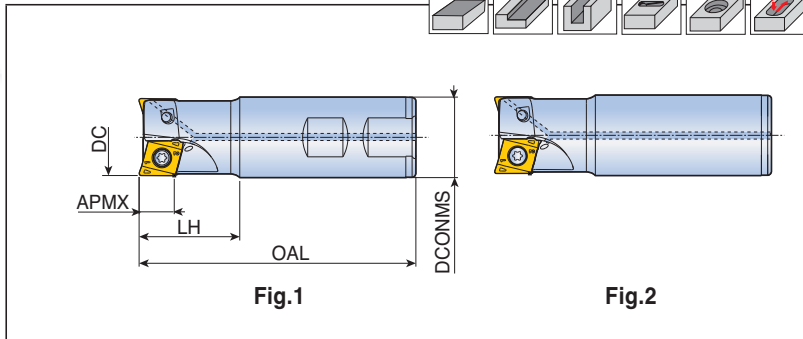
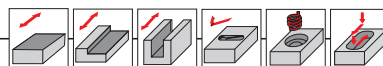
## Spare parts

Designation	Screw	Wrench	Wrench handle		
<b>4N TF90-14</b>	TS 50A121I/HG	TBLD T20-W6	SW6-T		

# 4N TE90-14



## End mills



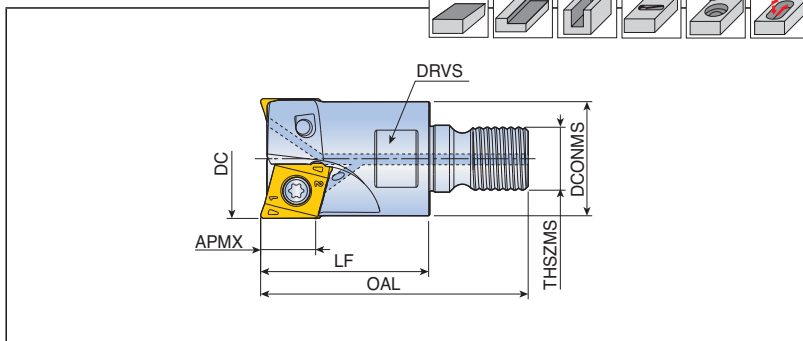
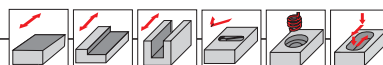
Designation		Dimension (mm)					Coolant	Fig.	Insert
		DC	DCONMS	OAL	LH	APMX			
<b>4N TE90-232-W32-14</b>	2	32	32	110	40	13.8	●	1	4NKT 1407...
<b>232-32-14</b>	2	32	32	150	45	13.8	●	2	
<b>232-32-14-L250</b>	2	32	32	250	40	13.8	●	2	
<b>340-W32-14</b>	3	40	32	115	40	13.8	●	1	
<b>340-32-14</b>	3	40	32	115	40	13.8	●	2	

- Cutter body for '4NKT 140750R-HF' insert should be modified with body corner radius 5.0 mm

# 4N TE90-M-14



## Modular heads for T-FLEXTEC



Designation		Dimension (mm)							Coolant	Insert
		DC	DCONMS	LF	OAL	THSZMS	APMX	DRVS		
<b>4N TE90-232-M16-14</b>	2	32	29	43	68	M16	13.8	25	●	4NKT 1407...
<b>340-M16-14</b>	3	40	29	43	68	M16	13.8	25	●	

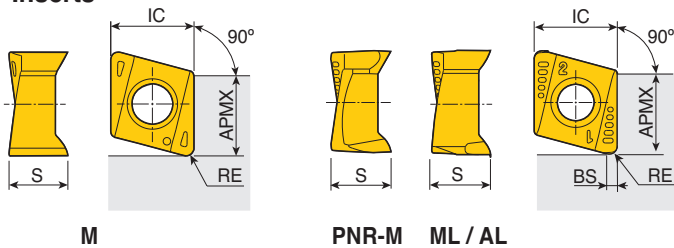
- Cutter body for '4NKT 140750R-HF' insert should be modified with body corner radius 5.0 mm
- Matched with T-FLEXTEC holder

## Spare parts

Designation	Screw	Wrench	Wrench handle		
<b>4N TE90-14</b>	TS 50A121I/HG	TBLD T20-W6	THND 6W		

# 4NK(H)T

## Inserts



Size	Dimension (mm)				
	IC	S	APMX	BS	RE
<b>04</b>	4.0	3.1	3.5	-	0.2-0.8
<b>09</b>	8.6	5.7-6.3	8.0	0.8-1.2	0.4-1.6
<b>11</b>	10.7	8.1	10.5	1.0	0.8
<b>14</b>	14.0	9.2-9.4	13.5-13.8	1.25	0.8

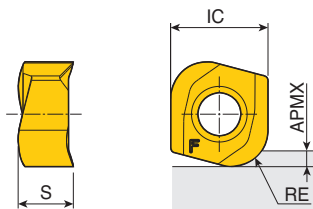


Insert	Designation	Recommended machining conditions		Coated							Uncoated	
		ap (mm)	Feed (mm/tooth)	TT9080	TT8080	TT8525	TT7515	TT7080	TT6080	TT2510	K10	
	<b>4NKT 040202R-M</b>	0.5-3.0	0.08-0.04	●	●							
	<b>040204R-M</b>	1.0-3.0	0.12-0.06	●	●				●			
	<b>040208R-M</b>	1.0-3.0	0.12-0.06	●	●							
	<b>090408R-M</b>	2.5-7.0	0.15-0.07	●	●		●		●	●		
	<b>090416R-M</b>	2.5-7.0	0.15-0.07	●	●				●			
	<b>110608R-M</b>	3.5-10.0	0.18-0.09	●	●				●			
	<b>140708R-M</b>	4.0-12.0	0.18-0.09	●	●	●		●	●			
	<b>4NKT 110608 PNR-M</b>	3.5-10.0	0.18-0.09	●	●							
	<b>140708 PNR-M</b>	4.0-12.0	0.18-0.09	●	●							
	<b>4NHT 090404R-ML</b>	2.5-7.0	0.10-0.04	●								
	<b>090408R-ML</b>	2.5-7.0	0.10-0.04	●	●							
	<b>4NHT 090404R-AL</b>	2.5-7.0	0.50-0.10								●	
	<b>090408R-AL</b>	2.5-7.0	0.50-0.10								●	

●: Standard items

# 4NKT-HF


## High feed inserts



Size	Dimension (mm)				
	IC	S	APMX	RE	
<b>04-HF</b>	4.0	2.65	0.5	1.2	
<b>06-HF</b>	6.6	3.85	1.0	2.0	
<b>09-HF</b>	8.6	4.76	1.5	3.2	
<b>11-HF</b>	10.7	6.56	2.0	4.0	
<b>14-HF</b>	14.0	7.34	3.0	5.0	

Insert	Designation	Recommended machining conditions		Coated							Uncoated		
		ap (mm)	Feed (mm/tooth)	TT9080	TT8080	TT8525	TT7515	TT7080	TT6080	TT2510			K10
	<b>4NKT 040212R-HF</b>	0.2-0.4	0.60-0.10	●						●			
	<b>060320R-HF</b>	0.2-0.6	0.80-0.20	●	●					●			
	<b>090432R-HF</b>	0.3-0.8	1.00-0.20	●									
	<b>110640R-HF</b>	0.3-1.2	1.20-0.30	●									
	<b>140750R-HF</b>	0.3-1.5	1.50-0.30	●									

●: Standard items



# CHASE 8 MILL

90° FACING & SHOULDERING

## 90° Shoulder Mill with Economical 8 Cutting Edge Square Insert

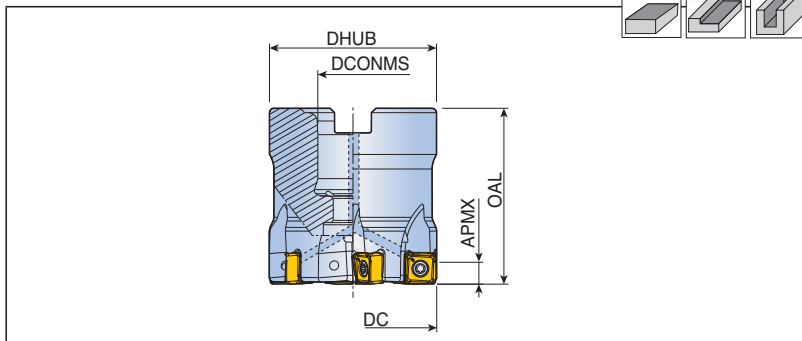
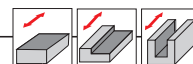
- ✓ Economical double-sided insert
- ✓ Strong tool body and high positive insert
- ✓ High productivity with maximum No. of teeth
- ✓ 90° shouldering with wiper flat insert
- ✓ Good chip evacuation





# 8D-TF90-07

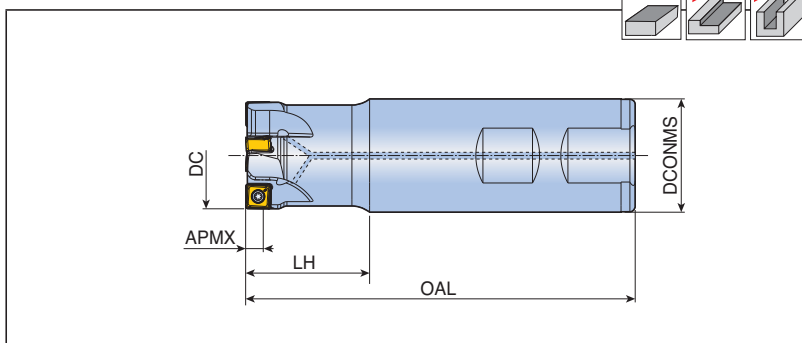
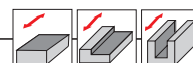
## Face mills



Designation	Z	Dimension (mm)					Coolant	Arbor type	Kg	Mounting bolt	Insert
		DC	DCONMS	DHUB	OAL	APMX					
<b>8D-TF90-432-16R-07</b>	4	32	16	30	32	5.0	●	A	0.1	SH M8x25	SQKU 0703...
<b>640-16R-07</b>	6	40	16	38	40	5.0	●	A	0.3	SH M8x25	
<b>650-22R-07</b>	6	50	22	45	40	5.0	●	A	0.4	SH M10x30	
<b>850-22R-07</b>	8	50	22	45	40	5.0	●	A	0.4	SH M10x30	

# 8D-TE90-07

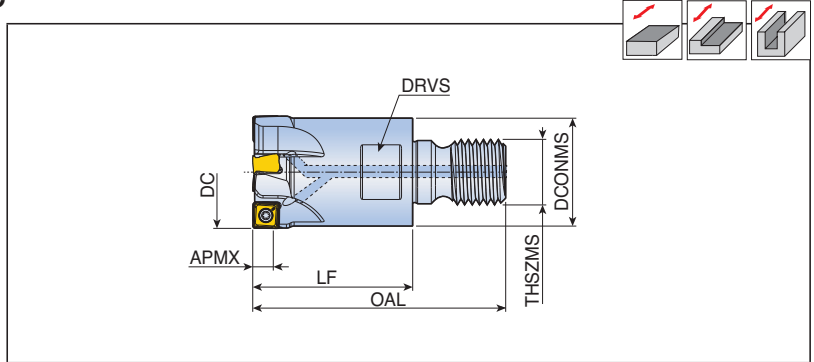
## End mills



Designation	Z	Dimension (mm)					Coolant	Insert
		DC	DCONMS	OAL	LH	APMX		
<b>8D-TE90-216-W16-07</b>	2	16	16	90	20	5.0	●	SQKU 0703...
<b>220-W20-07</b>	2	20	20	90	25	5.0	●	
<b>320-W20-07</b>	3	20	20	90	25	5.0	●	
<b>325-W25-07</b>	3	25	25	100	30	5.0	●	
<b>425-W25-07</b>	4	25	25	100	30	5.0	●	
<b>432-W32-07</b>	4	32	32	110	35	5.0	●	
<b>632-W32-07</b>	6	32	32	110	40	5.0	●	
<b>540-W32-07</b>	5	40	32	110	40	5.0	●	
<b>840-W32-07</b>	8	40	32	110	40	5.0	●	

# 8D-TE90-M-07

## Modular heads for T-FLEXTEC



Designation		Dimension (mm)							Coolant	Insert
		DC	DCONMS	LF	OAL	THSZMS	APMX	DRVS		
<b>8D-TE90-216-M08-07</b>	2	16	14	23	40.5	M08	5.0	10	●	SQU 0703...
<b>320-M10-07</b>	3	20	18	30	50	M10	5.0	15	●	
<b>325-M12-07</b>	3	25	22	35	57	M12	5.0	17	●	
<b>432-M16-07</b>	4	32	29	43	68	M16	5.0	25	●	
<b>540-M16-07</b>	5	40	29	43	68	M16	5.0	25	●	

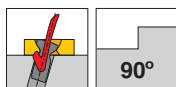
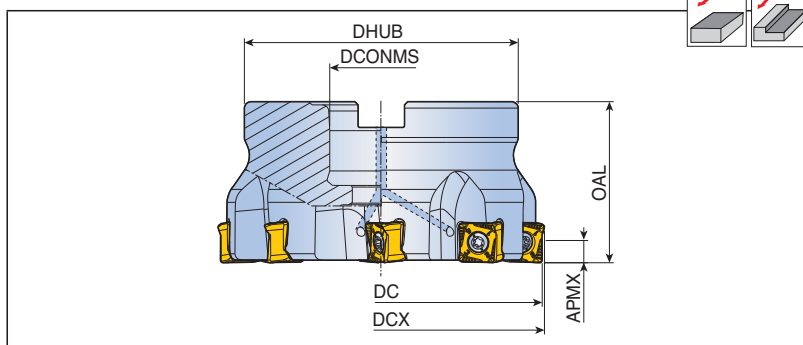
• Matched with T-FLEXTEC holder

## Spare parts

Designation	Screw	Wrench			
	<b>8D-TF90-07</b>	TS 25D060/HG-P	TD 7P		
<b>8D-TE90-07</b>	TS 25D060/HG-P	TD 7P			

# 8D-TF90-12

## Face mills



Designation		Dimension (mm)						Coolant	Arbor type	Kg	Mounting bolt	Insert
		DC	DCX	DCONMS	DHUB	OAL	APMX					
<b>8D-TF90-450-22R-12</b>	4	50	51.3	22	45	40	8.5	●	A	0.3	SH M10x30	SQK(H)U 1206...
<b>650-22R-12</b>	6	50	51.3	22	45	40	8.5	●	A	0.4	SH M10x30	
<b>563-22R-12</b>	5	63	64.3	22	47	40	8.5	●	A	0.5	SH M10x30	
<b>863-22R-12</b>	8	63	64.3	22	47	40	8.5	●	A	0.6	SH M10x30	
<b>680-27R-12</b>	6	80	81.3	27	58	50	8.5	●	A	1.1	SH M12x35	
<b>1180-27R-12</b>	11	80	81.3	27	58	50	8.5	●	A	1.2	SH M12x35	
<b>8100-32R-12</b>	8	100	101.3	32	66	50	8.5	●	A	1.6	SH M16x35	
<b>14100-32R-12</b>	14	100	101.3	32	66	50	8.5	●	A	1.7	SH M16x35	
<b>10125-40R-12</b>	10	125	126.3	40	85	63	8.5	●	A	3.4	SH M20x40	
<b>18125-40R-12</b>	18	125	126.3	40	85	63	8.5	●	A	3.5	SH M20x40	
<b>12160-40R-12</b>	12	160	161.3	40	110	63	8.5	x	C	4.7	-	
<b>22160-40R-12</b>	22	160	161.3	40	110	63	8.5	x	C	4.9	-	

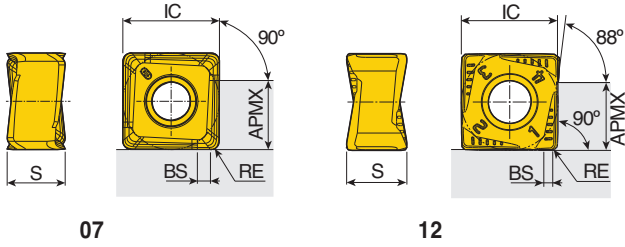
- DC: Cutting diameter
- DCX: Cutting diameter maximum

## Spare parts

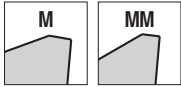
Designation	Screw	Wrench	Wrench handle		
	<b>8D-TF90-12</b>	TS 40M100/HG	TBLD T15-W6	SW6-T	

# SQK(H)U

## Inserts




Size	Dimension (mm)					
	IC	S	APMX	BS	RE	
<b>07</b>	7.0	4.16	5.0	0.9	0.8	
<b>12</b>	12.2	8.06	8.5	1.1	0.8	



Insert	Designation	Recommended machining conditions		Coated							Uncoated			
		ap (mm)	Feed (mm/tooth)	TT9080	TT9030	TT8080	TT8020	TT8525	TT7080	TT7515	TT6080	TT2510	K10	
	<b>SQKU 070308 PNR-M</b>	1.0-4.0	0.20-0.10	●		●					●			
	<b>SQKU 120608 PNR-M</b>	2.0-6.5	0.25-0.15	●				●			●	●		
	<b>SQHU 120608 PNR-MM</b>	2.0-6.5	0.25-0.15	●							●			

●: Standard items



# CHASE VQUAD

FIXED POSITIONING

**Extended Flute Mill for Exotic Materials  
 with Unique Rigid V-bottom Insert**



✓ For Titanium and high temperature alloys



✓ Reinforced V-shape insert



✓ High positive rake face



✓ Multi coolant supply to the cutting edge

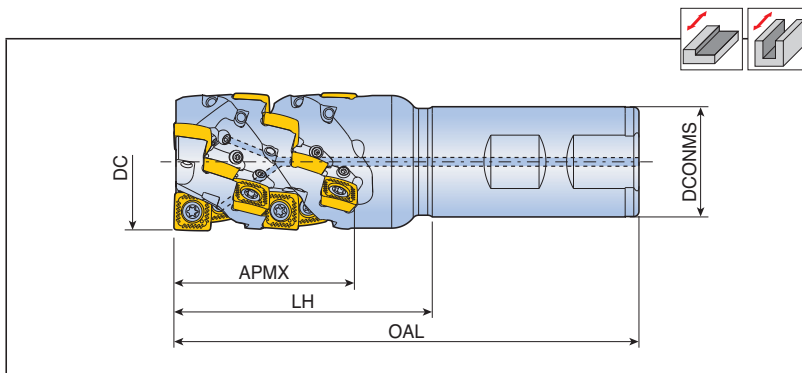


✓ Good chip evacuation



# 4S-TEF-11V

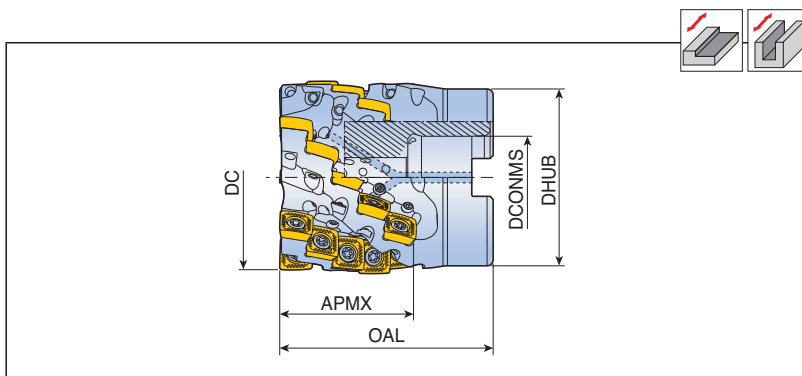
## Extended flute cutters



Designation		No. of insert	Dimension (mm)					Coolant	Insert
			DC	DCONMS	OAL	LH	APMX		
<b>4S-TEF- D32-52-W32-11V-2F</b>		12	32	32	135	70	52	●	SVK(H)T 1145...
<b>D40-52-W32-11V-3F</b>		18	40	32	135	75	52	●	
<b>D40-60-W32-11V-3F</b>		21	40	32	180	85	60	●	
<b>D50-52-W40-11V-4F</b>		24	50	40	145	75	52	●	
<b>D50-77-W40-11V-4F</b>		36	50	40	170	100	77	●	

# 4S-TES-11V

## Extended flute cutters



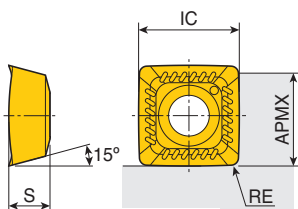
Designation		No. of insert	Dimension (mm)					Coolant	Arbor type	kg	Mounting bolt	Insert
			DC	DCONMS	DHUB	OAL	APMX					
<b>4S-TES- D40-27-16R-11V-3F</b>		9	40	16	38	55	27	●	A	0.3	SH M8x40	SVK(H)T 1145...
<b>D50-43-22R-11V-4F</b>		20	50	22	45	65	43	●	A	0.6	SH M10x50	
<b>D50-69-22R-11V-4F</b>		32	50	22	45	90	69	●	A	0.8	SH M10x80	
<b>D63-60-27R-11V-5F</b>		35	63	27	58	85	60	●	A	1.2	SH M12x60	
<b>D63-69-27R-11V-5F</b>		40	63	27	58	93	69	●	A	1.4	SH M12x80	
<b>D80-76-32R-11V-6F</b>		54	80	32	76	100	76	●	A	2.6	SH M16x80	

## Spare parts

Designation	Screw	Wrench	Wrench handle	Wrench handle	Coolant Nozzle
	<b>4S-TEF-11V</b>	TS 40093/HG	TBLD T15-W6	-	THND 6W
<b>4S-TES-11V</b>	TS 40093/HG	TBLD T15-W6	SW6-T	-	SS 3003-06C

# SVK(H)T

## Inserts



Size	Dimension (mm)				
	IC	S	APMX	RE	
<b>114508</b>	11	4.5	10	0.8	
<b>114516</b>	11	4.5	9	1.6	



Insert	Designation	Recommended machining conditions		Coated							Uncoated		
		ap (mm)	Feed (mm/tooth)	TT9080	TT9030	TT8080	TT8020	TT8525	TT7080	TT7515	TT6080	K10	
	<b>SVKT 114508-ML</b>	10.0	0.15-0.04	●		●							
	<b>114516-ML</b>	9.0	0.15-0.04	●		●							
	<b>SVKT 114508-L</b>	10.0	0.12-0.03	●		●							
	<b>SVHT 114508-L</b>	10.0	0.12-0.03	●		●							

●: Standard items



# CHASE 12 MILL

FACE MILLING

**45° Face Mill with High Positive Economical 12 Cutting Edge Insert for Higher Productivity**



✓ High productivity with maximum No. of teeth



✓ Strong tool body and reinforced cutting edge



✓ Economical 12 edge insert



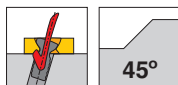
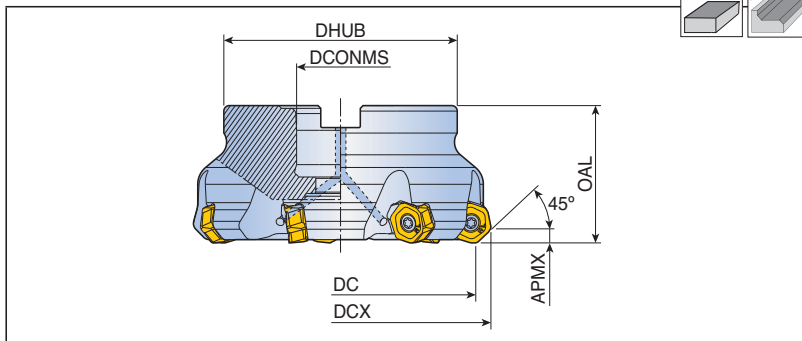
✓ 45° face milling





# 12D-TF45-06

## Face mills



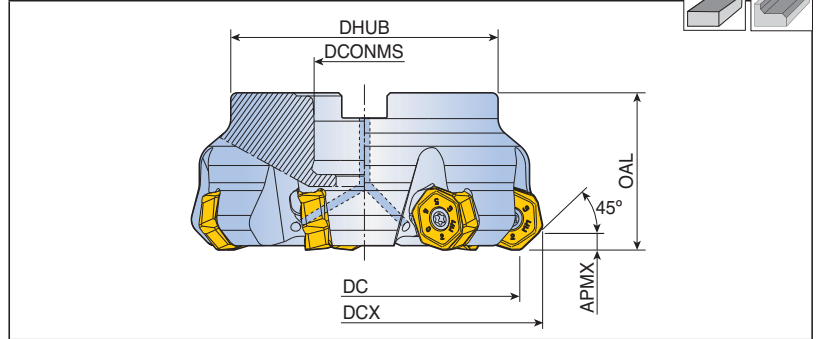
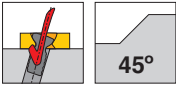
Designation		Dimension (mm)						Coolant	Arbor type	Kg	Mounting bolt	Insert
		DC	DCX	DCONMS	DHUB	OAL	APMX					
<b>12D-TF45-440-16R-06</b>	4	40	50.8	16	38	40	3.0	●	A	0.3	SH M8x25	HXK(H)U 0605...
<b>450-22R-06</b>	4	50	60.8	22	45	40	3.0	●	A	0.5	LH M10x25	
<b>650-22R-06</b>	6	50	60.8	22	45	40	3.0	●	A	0.5	LH M10x25	
<b>563-22R-06</b>	5	63	73.8	22	47	40	3.0	●	A	0.7	LH M10x25	
<b>763-22R-06</b>	7	63	73.8	22	47	40	3.0	●	A	0.7	LH M10x25	
<b>680-27R-06</b>	6	80	90.8	27	70	50	3.0	●	A	1.5	SH M12x35	
<b>1080-27R-06</b>	10	80	90.8	27	70	50	3.0	●	A	1.5	SH M12x35	
<b>7100-32R-06</b>	7	100	110.8	32	85	50	3.0	●	A	2.2	SH M16x35	
<b>12100-32R-06</b>	12	100	110.8	32	85	50	3.0	●	A	2.2	SH M16x35	
<b>10125-40R-06</b>	10	125	135.8	40	85	63	3.0	●	A	3.6	SH M20x40	
<b>16125-40R-06</b>	16	125	135.8	40	85	63	3.0	●	A	3.6	SH M20x40	
<b>12160-40R-06</b>	12	160	170.8	40	110	63	3.0	x	C	4.9	-	
<b>20160-40R-06</b>	20	160	170.8	40	110	63	3.0	x	C	4.9	-	

## Spare parts

Designation	Screw	Wrench	Wrench handle		
	<b>12D-TF45-06</b>	TS 40B100I	TBLD T15-W6	SW6-T	

# 12D-TF45-10

## Face mills



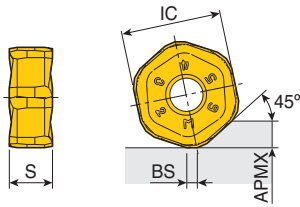
Designation		Dimension (mm)						Coolant	Arbor style	Kg	Mounting bolt	Insert
		DC	DCX	DCONMS	DHUB	OAL	APMX					
<b>12D-TF45-563-22R-10</b>	5	63	77.5	22	47	50	5.0	●	A	0.9	SH M10x30	HXK(H)U 1007...
<b>763-22R-10</b>	7	63	77.5	22	47	50	5.0	●	A	0.9	SH M10x30	
<b>680-27R-10</b>	6	80	94.5	27	70	50	5.0	●	A	1.6	SH M12x35	
<b>980-27R-10</b>	9	80	94.5	27	70	50	5.0	●	A	1.6	SH M12x35	
<b>7100-32R-10</b>	7	100	114.5	32	85	50	5.0	●	A	2.4	LH M16x35	
<b>11100-32R-10</b>	11	100	114.5	32	85	50	5.0	●	A	2.4	LH M16x35	
<b>8125-40R-10</b>	8	125	139.5	40	85	63	5.0	●	A	4.1	SH M20x40	
<b>14125-40R-10</b>	14	125	139.5	40	85	63	5.0	●	A	4.0	SH M20x40	
<b>10160-40R-10</b>	10	160	174.5	40	110	63	5.0	x	C	5.6	-	
<b>16160-40R-10</b>	16	160	174.5	40	110	63	5.0	x	C	5.6	-	
<b>14200-60R-10</b>	14	200	214.5	60	130	63	5.0	x	C	7.9	-	
<b>21200-60R-10</b>	21	200	214.5	60	130	63	5.0	x	C	7.9	-	
<b>16250-60R-10</b>	16	250	264.5	60	160	63	5.0	x	C	12.4	-	
<b>26250-60R-10</b>	26	250	264.5	60	160	63	5.0	x	C	12.4	-	

## Spare parts

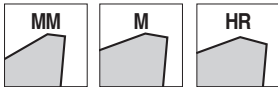
Designation	Screw	Wrench	Wrench handle		
	<b>12D-TF45-10</b>	TS 50C130I/HG	TBLD T20-W6	SW6-T	

# HXK(H)U

## Inserts





Size	Dimension (mm)				
	IC	S	APMX	BS	
<b>06-MM</b>	14	6.7	3.0	1.3	
<b>06-M</b>	14	6.7	3.0	0.8	
<b>10-MM</b>	19.1	8.2	5.0	1.6	
<b>10-M/HR</b>	19.1	8.2	5.0	1.0	



Insert	Designation	Recommended machining conditions		Coated							Uncoated		
		ap (mm)	Feed (mm/tooth)	TT9080	TT9030	TT8080	TT8020	TT8525	TT7080	TT7515	TT6080	K10	
	<b>HXHU 0605 ANR-MM</b>	1.0-3.0	0.35-0.10	●							●		
	<b>1007 ANR-MM</b>	2.0-5.0	0.45-0.10								●		
	<b>HXKU 0605 ANR-M</b>	1.0-3.0	0.25-0.10	●				●					
	<b>1007 ANR-M</b>	2.0-5.0	0.30-0.10	●				●					
	<b>HXKU 1007 ANR-HR</b>	2.0-5.0	0.60-0.10					●					
		2.0-5.0	0.70-0.10						●				

●: Standard items



# CHASE4 FINISH

HIGH FEED MILL

## Super Finish Mill with Semi-Tangentially Clamped Wiper Insert

✓ Super surface finish with wide wiper geometry



✓ High positive 4-corner insert



✓ No set-up time with special tool design

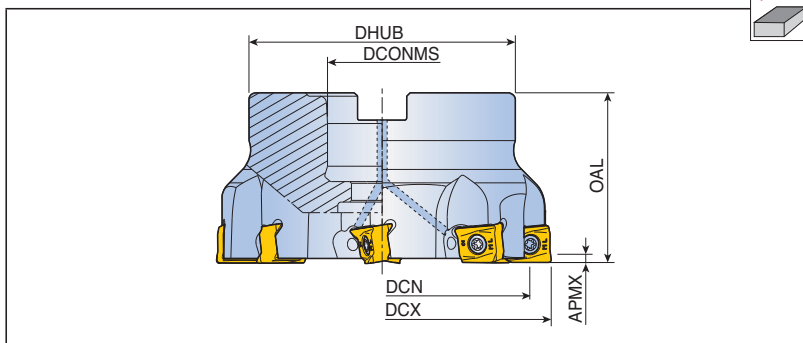


✓ Insert for steel, cast iron and aluminum



# 4W-TF90-12

## Finish mills



Designation		Dimension (mm)						Coolant	Arbor type	Kg	Mounting bolt	Insert
		DCX	DCN	DCONMS	DHUB	OAL	APMX					
<b>4W-TF90-550-22R-12</b>	5	50	38.9	22	45	40	0.5	●	A	0.4	SH M10x30	4WHU 1207...
<b>663-22R-12</b>	6	63	50.9	22	47	40	0.5	●	A	0.5	SH M10x30	
<b>880-27R-12</b>	8	80	66.9	27	58	50	0.5	●	A	1.1	SH M12x35	
<b>8100-32R-12</b>	8	100	86.9	32	66	50	0.5	●	A	1.6	SH M16x35	
<b>10125-40R-12</b>	10	125	110.9	40	85	63	0.5	●	A	3.1	SH M20x40	
<b>10160-40R-12</b>	10	160	145.9	40	110	63	0.5	x	C	4.1	-	

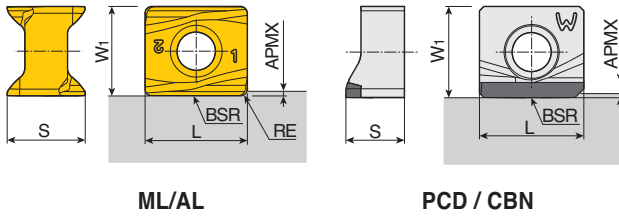
- DCN: Cutting diameter minimum
- DCX: Cutting diameter maximum

## Spare parts

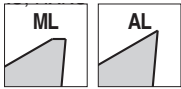
Designation	Screw	Wrench	Wrench handle		
<b>4W-TF90-12</b>	TS 40A115I	TBLD T15-W6	SW6-T		

# 4WHU

## Inserts




Size	Dimension (mm)					
	L	W <sub>1</sub>	S	APMX	RE	BSR
<b>12-ML/AL</b>	12	10.5	9.1	0.5	0.8	1000
<b>12-PCD</b>	12	10.5	6.7	0.5	-	1000
<b>12-CBN</b>	12	10.5	6.7	0.5	-	1000



Insert	Designation	Recommended machining conditions		Coated					Uncoated	PCD	CBN
		ap (mm)	Feed (mm/tooth)	TT9080	TT9030	TT8080	TT8020	TT6080	K10	TD810	KB90
	<b>4WHU 1207-ML</b>	0.25-0.5	0.25-0.10	●				●			
	<b>4WHU 1207-AL</b>	0.25-0.5	0.25-0.10						●		
	<b>4WHU 1207-PCD</b>	0.25-0.5	0.25-0.10							●	
	<b>4WHU 1207-CBN</b>	0.25-0.5	0.25-0.10								●

●: Standard items



# NANRUSH

HIGH FEED MILL

## Nano Indexable Insert for High Feed Milling



✓ High feed geometry



✓ Nano size insert



✓ Very high ramping down angle



✓ Direct coolant supply to the insert's cutting edge

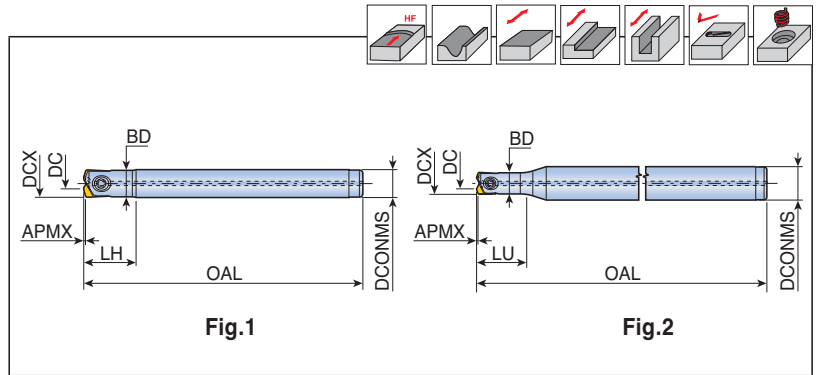


✓ Simple and strong screw clamping

# THFN



## High feed end mills

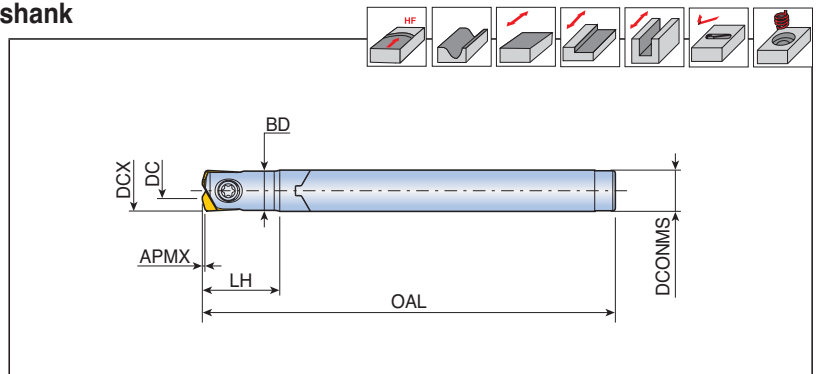


Designation		Dimension (mm)								Coolant	Fig.	Insert
		DCX	DC	DCONMS	BD	OAL	LH	LU	APMX			
<b>THFN 060-06-L80</b>	2	6	3	6	5.8	80	13	-	0.3	●	1	HFN 060...
<b>060-10-L120</b>	2	6	3	10	5.8	120	-	13	0.3	●	2	
<b>080-08-L80</b>	2	8	4	8	7.6	80	18	-	0.5	●	1	
<b>080-12-L140</b>	2	8	4	12	7.6	140	-	18	0.5	●	2	HFN 080...

# THFN-CT



## High feed end mills - Carbide shank



Designation		Dimension (mm)								Coolant	Insert
		DCX	DC	DCONMS	BD	OAL	LH	APMX			
<b>THFN 060-06-CT-L80</b>	2	6	3	6	5.8	80	20	0.3	x	HFN 060...	
<b>060-06-CT-L140</b>	2	6	3	6	5.8	140	25	0.3	x		
<b>080-08-CT-L80</b>	2	8	4	8	7.6	80	20	0.5	x	HFN 080...	
<b>080-08-CT-L160</b>	2	8	4	8	7.6	160	30	0.5	x		

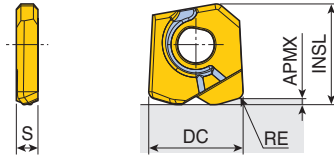
## Spare parts

Designation	Screw	Wrench	Wrench	Wrench handle	
	<b>THFN 060</b>	 TS 20F060A	 TD 6	 -	 -
<b>THFN 080</b>	 TS 25F080A	 -	 TBLD T08-W4	 THND 4W	



# HFN


## High feed inserts



Size	Dimension (mm)					
	INSL	DC	S	APMX	RE	
<b>06</b>	5.9	6	1.6	0.3	0.5	
<b>08</b>	8.4	8	1.8	0.5	0.6	

Insert	Designation	Recommended machining conditions		Coated							Uncoated			
		ap (mm)	Feed (mm/tooth)	TT9080	TT9030	TT8080	TT8020	TT8525	TT7080	TT7515	TT6080	TT5515	K10	
	<b>HFN 060-M</b>	0.1-0.2	0.50-0.30											
	<b>080-M</b>	0.2-0.3	0.50-0.30											

●: Standard items



# CHASE4FEED

HIGH FEED MILL

## Versatile High Feed Mill with Strong 4 Cutting Edge Insert



✓ High feed insert with strong geometry

✓ High productivity with maximum No. of teeth

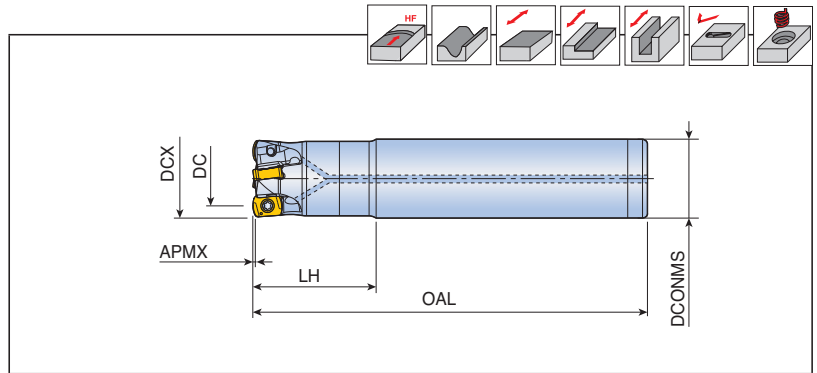
✓ High positive rake angle

✓ Good chip evacuation

✓ Various insert options and cutter range

# TEBL-04

## High feed end mills



Designation		Dimension (mm)						Coolant	Insert
		DCX	DC	DCONMS	OAL	LH	APMX		
<b>TEBL 108-08-04-L80</b>	1	8	3.8	8	80	20	0.5	●	BLMP 0402...
<b>210-10-04-L100</b>	2	10	5.6	10	100	20	0.5	●	
<b>211-10-04-L100</b>	2	11	6.6	10	100	20	0.5	●	
<b>312-12-04-L110</b>	3	12	7.6	12	110	20	0.5	●	
<b>313-12-04-L110</b>	3	13	8.6	12	110	20	0.5	●	
<b>416-16-04-L150</b>	4	16	11.6	16	150	25	0.5	●	
<b>417-16-04-L200</b>	4	17	12.6	16	200	25	0.5	●	
<b>520-20-04-L200</b>	5	20	15.5	20	200	25	0.5	●	
<b>521-20-04-L200</b>	5	21	16.5	20	200	25	0.5	●	

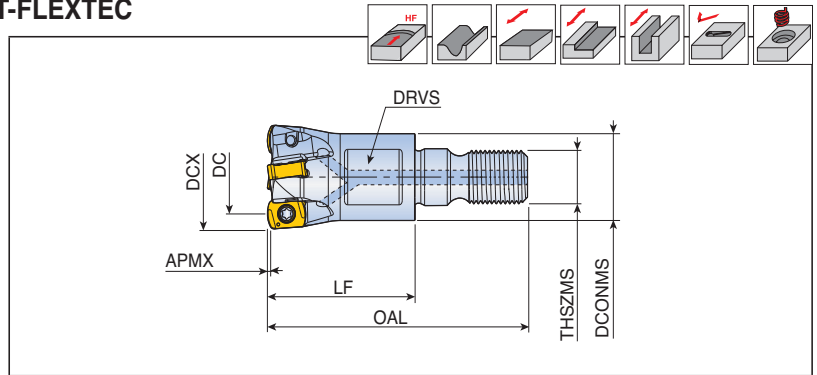
## Spare parts

Designation	Screw	Wrench			
	<b>TEBL-04</b>	TS 18041/HG	TD 6P		

# TEBL-M-04



## High feed modular heads for T-FLEXTEC



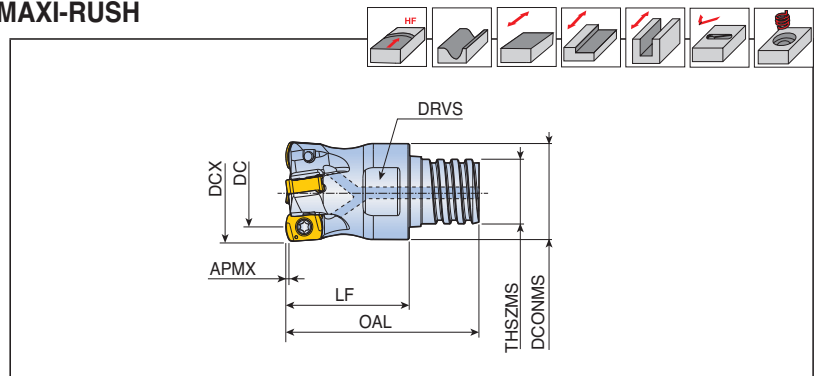
Designation		Dimension (mm)								Coolant	Insert
		DCX	DC	DCONMS	LF	OAL	THSZMS	APMX	DRVS		
<b>TEBL 210-M06-04</b>	2	10	5.6	9.7	17	31.5	M06	0.5	8	●	BLMP 0402...
<b>211-M06-04</b>	2	11	6.6	9.7	17	31.5	M06	0.5	8	●	
<b>312-M06-04</b>	3	12	7.6	11	17	31.5	M06	0.5	8	●	
<b>313-M06-04</b>	3	13	8.6	11	17	31.5	M06	0.5	8	●	
<b>416-M08-04</b>	4	16	11.6	13	23	40.5	M08	0.5	10	●	
<b>417-M08-04</b>	4	17	12.6	13	23	40.5	M08	0.5	10	●	
<b>520-M10-04</b>	5	20	15.5	18	23	43	M10	0.5	15	●	
<b>725-M12-04</b>	7	25	20.6	21	27	49	M12	0.5	17	●	
<b>832-M16-04</b>	8	32	27.5	29	27	52	M16	0.5	25	●	

• Matched with T-FLEXTEC holder

# TEBL-S-04



## High feed modular heads for MAXI-RUSH



Designation		Dimension (mm)								Coolant	Insert
		DCX	DC	DCONMS	LF	OAL	THSZMS	APMX	DRVS		
<b>TEBL 210-S06-04</b>	2	10	5.6	9.6	15	21.3	S06	0.5	8	●	BLMP 0402...
<b>312-S08-04</b>	3	12	7.6	11.5	16	23.5	S08	0.5	10	●	
<b>416-S10-04</b>	4	16	11.6	15.2	20	31.3	S10	0.5	13	●	

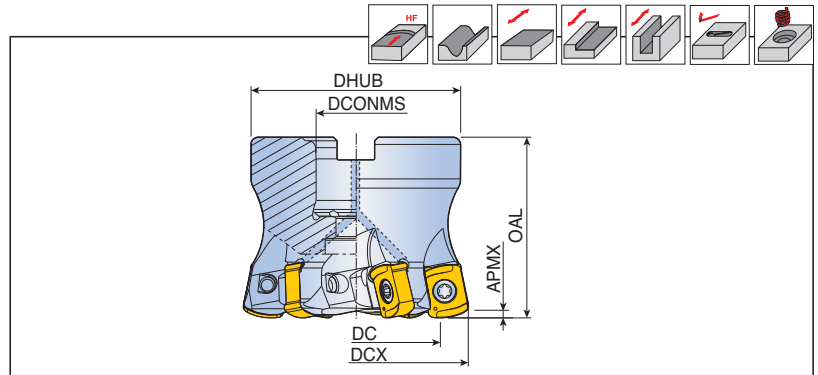
• Matched with MAXI-RUSH holder

## Spare parts

Designation	Screw	Wrench			
	<b>TEBL-04</b>	 TS 18041I/HG	 TD 6P		

# TFMBL-11

## High feed face mills



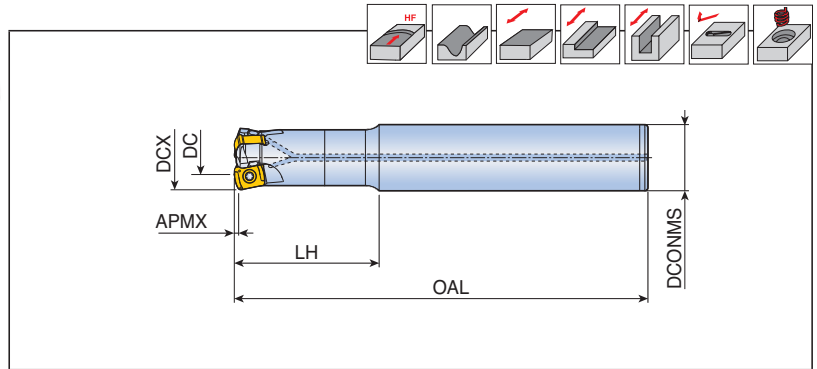
Designation		Dimension (mm)						Coolant	Arbor type	Kg	Mounting bolt	Insert
		DCX	DC	DCONMS	DHUB	OAL	APMX					
<b>TFMBL 440-16R-11</b>	4	40	24.4	16	30	40	2.0	●	E	0.2	KTB 32B	BLMP 1105...
<b>450-22R-11</b>	4	50	34.4	22	45	40	2.0	●	A	0.3	LH M10x25	
<b>550-22R-11</b>	5	50	34.4	22	45	40	2.0	●	A	0.3	LH M10x25	
<b>552-22R-11</b>	5	52	36.4	22	45	40	2.0	●	A	0.3	LH M10x25	
<b>563-22R-11</b>	5	63	48.4	22	58	50	2.0	●	A	0.7	SH M10x30	
<b>663-22R-11</b>	6	63	48.4	22	58	50	2.0	●	A	0.7	SH M10x30	
<b>666-22R-11</b>	6	66	50.3	22	58	50	2.0	●	A	0.8	SH M10x30	
<b>680-27R-11</b>	6	80	64.3	27	70	60	2.0	●	A	1.4	SH M12x30	
<b>780-27R-11</b>	7	80	64.3	27	70	60	2.0	●	A	1.4	SH M12x30	
<b>6100-32R-11</b>	6	100	84.3	32	85	60	2.0	●	A	2.2	SH M16x35	
<b>7100-32R-11</b>	7	100	84.3	32	85	60	2.0	●	A	2.2	SH M16x35	
<b>8125-32R-11</b>	8	125	109.3	32	85	60	2.0	●	A	2.5	SH M20x40	
<b>10125-40R-11</b>	10	125	109.3	40	85	60	2.0	●	A	2.7	SH M20x40	
<b>10160-40R-11</b>	10	160	144.3	40	110	60	2.0	x	C	3.9	-	
<b>12200-60R-11</b>	12	200	184.3	60	130	60	2.0	x	C	5.8	-	

## Spare parts

Designation	Screw	Wrench	Wrench handle		
<b>TFMBL-11</b>	TS 50A121I/HG	TBLD T20-W6	SW6-T		

# TEBL-11

## High feed end mills



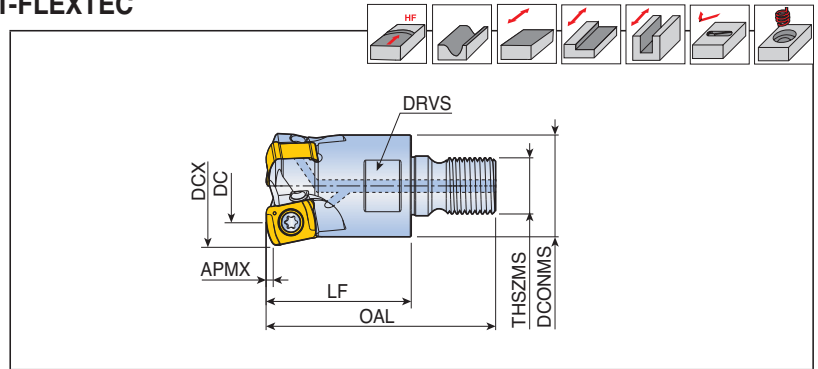
Designation		Dimension (mm)						Coolant	Insert
		DCX	DC	DCONMS	OAL	LH	APMX		
<b>TEBL 230-32-11-L150</b>	2	30	14.7	32	150	70	2.0	●	BLMP 1105...
<b>232-32-11-L150</b>	2	32	16.6	32	150	70	2.0	●	
<b>232-32-11-L200</b>	2	32	16.6	32	200	70	2.0	●	
<b>332-32-11-L200</b>	3	32	16.6	32	200	70	2.0	●	
<b>233-32-11-L200</b>	2	33	17.6	32	200	40	2.0	●	
<b>233-32-11-L250</b>	2	33	17.6	32	250	50	2.0	●	
<b>333-32-11-L250</b>	3	33	17.6	32	250	50	2.0	●	
<b>335-32-11-L200</b>	3	35	19.5	32	200	40	2.0	●	
<b>340-32-11-L150</b>	3	40	24.4	32	150	40	2.0	●	
<b>340-32-11-L200</b>	3	40	24.4	32	200	40	2.0	●	

## Spare parts

Designation	Screw	Wrench	Wrench handle		
<b>TEBL-11</b>	TS 50A121I/HG	TBLD T20-W6	THND 6W		

# TEBL-M-11

## High feed modular heads for T-FLEXTEC



Designation		Dimension (mm)								Coolant	Insert
		DCX	DC	DCONMS	LF	OAL	THSZMS	APMX	DRVS		
<b>TEBL 230-M16-11</b>	2	30	14.7	29	43	68	M16	2.0	25	●	BLMP 1105...
<b>232-M16-11</b>	2	32	16.6	29	43	68	M16	2.0	25	●	
<b>233-M16-11</b>	2	33	17.6	29	43	68	M16	2.0	25	●	
<b>335-M16-11</b>	3	35	19.5	29	43	68	M16	2.0	25	●	
<b>340-M16-11</b>	3	40	24.4	29	43	68	M16	2.0	25	●	
<b>342-M16-11</b>	3	42	26.4	29	43	68	M16	2.0	25	●	

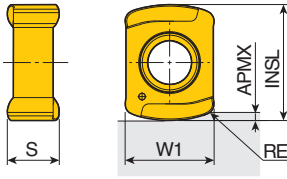
- Matched with T-FLEXTEC holder

## Spare parts

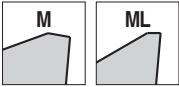
Designation	Screw	Wrench	Wrench handle		
<b>TEBL-11</b>	TS 50A121I/HG	TBLD T20-W6	THND 6W		

# BLMP

## High feed inserts




Size	Dimension (mm)					
	INSL	W <sub>1</sub>	S	APMX	RE	
<b>04</b>	6.0	4.2	2.5	0.5	0.5	
<b>11</b>	14.6	11.2	6.5	2.0	1.3	



Insert	Designation	Recommended machining conditions		Coated								Uncoated		
		ap (mm)	Feed (mm/tooth)	TT9080	TT9030	TT8080	TT8020	TT8525	TT7080	TT7515	TT6080	TT2510	K10	
	<b>BLMP 0402R-M</b>	0.1-0.5	1.50-0.20	●		●						●		
	<b>1105R-M</b>	0.3-2.0	4.00-0.30	●		●		●				●		
	<b>BLMP 0402R-ML</b>	0.1-0.5	0.80-0.10	●		●								
	<b>1105R-ML</b>	0.3-2.0	4.00-0.30	●		●								

●: Standard items





# CHASE 10 MILL

FACE MILLING

## High Feed and 65° Face Mill with Double-sided Pentagonal Insert

✓ High feed milling and 65° face milling

✓ Economical double-sided pentagonal insert

✓ High positive rake angle

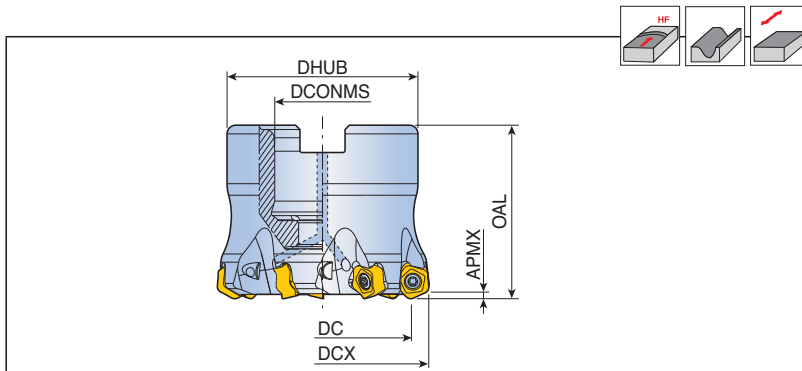
✓ Strong insert cutting edge

✓ Good chip evacuation



# TFMPT-05

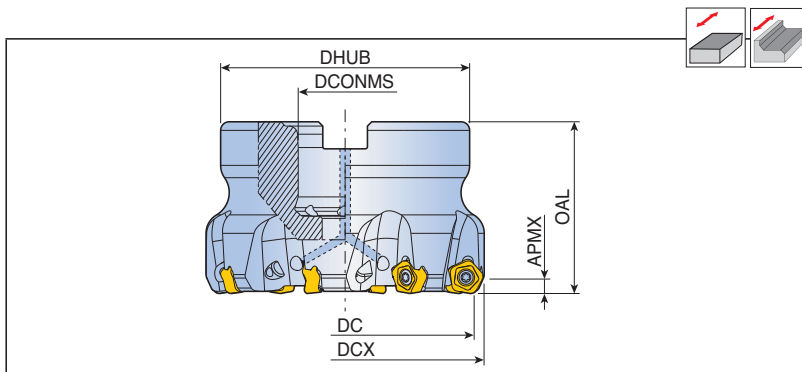
## High feed face mills



Designation		Dimension (mm)						Coolant	Arbor type	Kg	Mounting bolt	Insert
		DCX	DC	DCONMS	DHUB	OAL	APMX					
<b>TFMPT 640-16R-05</b>	6	40	31.8	16	38	40	1.5	●	A	0.3	SH M8x25	PTKU 0503...
<b>750-22R-05</b>	7	50	41.8	22	45	40	1.5	●	A	0.4	LH M10x25	
<b>752-22R-05</b>	7	52	43.8	22	45	40	1.5	●	A	0.3	LH M10x25	
<b>863-22R-05</b>	8	63	54.8	22	58	50	1.5	●	A	0.8	SH M10x30	
<b>866-27R-05</b>	8	66	57.8	27	58	50	1.5	●	A	0.7	SH M12x35	

# TFM65PT-05

## Face mills



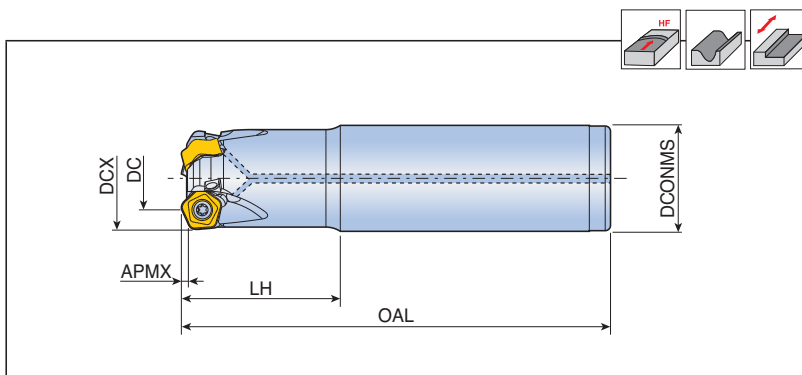
Designation		Dimension (mm)						Coolant	Arbor type	Kg	Mounting bolt	Insert
		DC	DCX	DCONMS	DHUB	OAL	APMX					
<b>TFM65PT 640-16R-05</b>	6	40	43.7	16	38	40	3.3	●	A	0.3	SH M8x25	PTKU 0503...
<b>750-22R-05</b>	7	50	53.7	22	45	40	3.3	●	A	0.4	SH M10x30	
<b>863-22R-05</b>	8	63	66.7	22	58	40	3.3	●	A	0.7	SH M10x30	

## Spare parts

Designation	Screw	Wrench			
<b>TFMPT-05</b>	TS 25D060/HG-P	TD 7P			
<b>TFM65PT-05</b>	TS 25D060/HG-P	TD 7P			

# TEPT-05

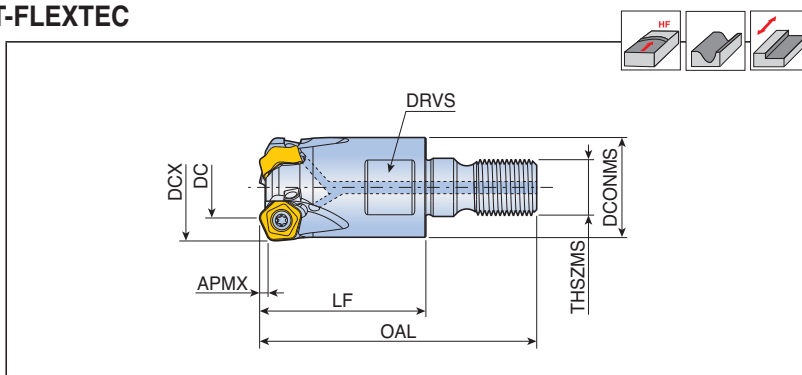
## High feed end mills



Designation		Dimension (mm)						Coolant	Insert
		DCX	DC	DCONMS	OAL	LH	APMX		
<b>TEPT 320-20-05-L150</b>	3	20	11.9	20	150	50	1.5	●	PTKU 0503 ...
<b>425-25-05-L150</b>	4	25	16.8	25	150	50	1.5	●	
<b>426-25-05-L200</b>	4	26	17.8	25	200	30	1.5	●	
<b>532-32-05-L200</b>	5	32	23.8	32	200	50	1.5	●	
<b>533-32-05-L200</b>	5	33	24.8	32	200	30	1.5	●	
<b>640-32-05-L200</b>	6	40	31.8	32	200	30	1.5	●	

# TEPT-M-05

## High feed modular heads for T-FLEXTEC



Designation		Dimension (mm)								Coolant	Insert
		DCX	DC	DCONMS	LF	OAL	THSZMS	APMX	DRVS		
<b>TEPT 320-M10-05</b>	3	20	11.9	18	30	50	M10	1.5	15	●	PTKU 0503...
<b>425-M12-05</b>	4	25	16.8	21	35	57	M12	1.5	17	●	
<b>532-M16-05</b>	5	32	23.8	29	43	68	M16	1.5	25	●	
<b>640-M16-05</b>	6	40	31.8	29	43	68	M16	1.5	25	●	

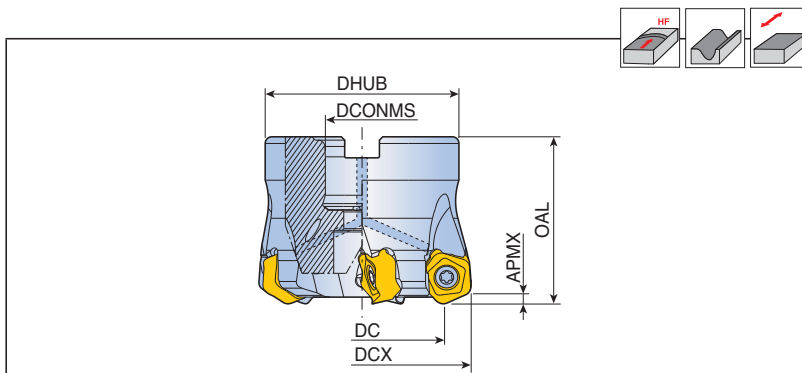
• Matched with T-FLEXTEC holder

## Spare parts

Designation	Screw	Wrench			
	<b>TEPT-05</b>	TS 25D060/HG-P	TD 7P		

# TFMPT-10

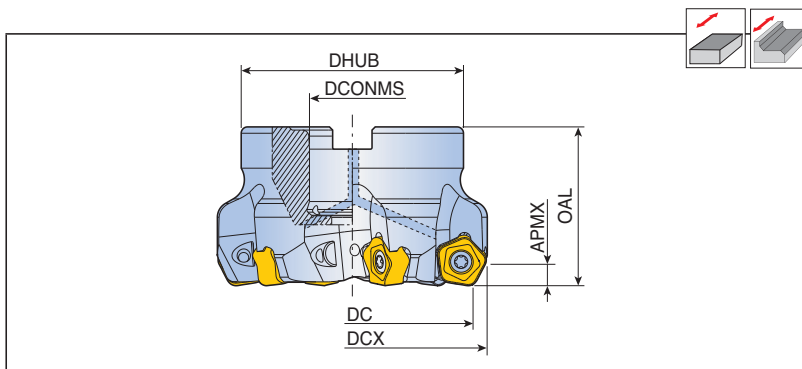
## High feed face mills



Designation		Dimension (mm)						Coolant	Arbor type	Kg	Mounting bolt	Insert
		DCX	DC	DCONMS	DHUB	OAL	APMX					
<b>TFMPT 450-22R-10</b>	4	50	33.4	22	45	40	3.0	●	E	0.3	TCS10-40	PTKU 1006...
<b>563-22R-10</b>	5	63	46.4	22	58	50	3.0	●	A	0.8	SH M10x30	
<b>566-22R-10</b>	5	66	49.4	22	58	50	3.0	●	A	0.8	SH M10x30	
<b>680-27R-10</b>	6	80	63.4	27	70	60	3.0	●	A	1.4	SH M12x30	
<b>8100-32R-10</b>	8	100	83.4	32	85	60	3.0	●	A	2.3	SH M16x35	
<b>9125-32R-10</b>	9	125	108.4	32	85	60	3.0	●	A	3.1	SH M16x35	
<b>10160-40R-10</b>	10	160	143.4	40	110	60	3.0	x	C	4.1	-	
<b>12200-60R-10</b>	12	200	183.4	60	130	60	3.0	x	C	5.7	-	

# TFM65PT-10

## Face mills



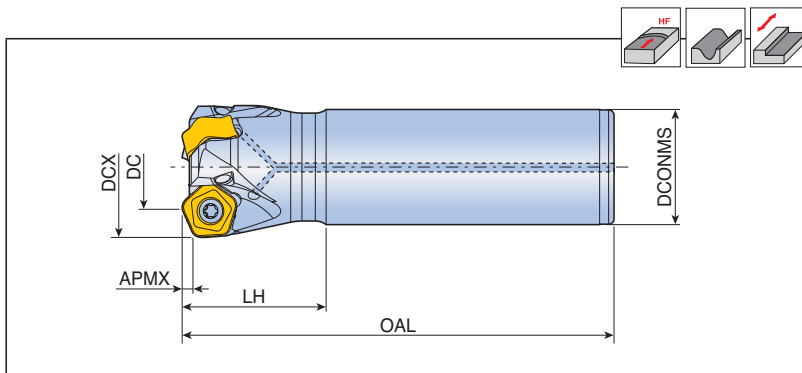
Designation		Dimension (mm)						Coolant	Arbor type	Kg	Mounting bolt	Insert
		DC	DCX	DCONMS	DHUB	OAL	APMX					
<b>TFM65PT 680-27R-10</b>	6	80	87.4	27	70	50	6.5	●	A	1.2	LH M12x30	PTKU 1006...
<b>8100-32R-10</b>	8	100	107.4	32	85	50	6.5	●	A	1.9	LH M16x35	
<b>9125-40R-10</b>	9	125	132.4	40	85	63	6.5	●	A	3.2	SH M20x40	

## Spare parts

Designation	Screw	Wrench	Wrench handle		
	<b>TFMPT-10</b>	TS 50D130/HG-P	TBLD T20P-W6	SW6-T	
<b>TFM65PT-10</b>	TS 50D130/HG-P	TBLD T20P-W6	SW6-T		

# TEPT-10

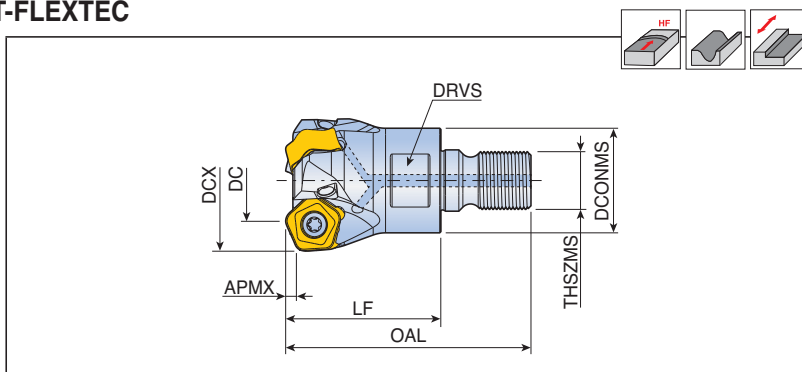
High feed end mills



Designation		Dimension (mm)						Coolant	Insert
		DCX	DC	DCONMS	OAL	LH	APMX		
<b>TEPT 340-32-10-L200</b>	3	40	23.5	32	200	40	3.0	•	PTKU 1006...

# TEPT-M-10

High feed modular heads for T-FLEXTEC



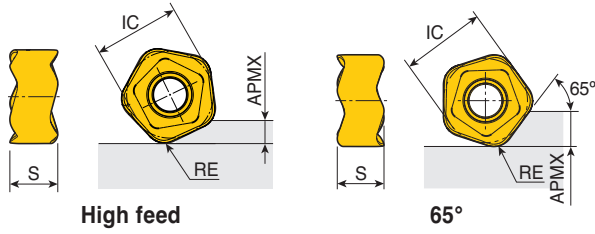
Designation		Dimension (mm)								Coolant	Insert
		DCX	DC	DCONMS	LF	OAL	THSZMS	APMX	DRVS		
<b>TEPT 340-M16-10</b>	3	40	23.5	29	43	68	M16	3.0	25	•	PTKU 1006...

- Matched with T-FLEXTEC holder

## Spare parts

Designation	Screw	Wrench	Wrench handle		
<b>TEPT-10</b>	TS 50D130/HG-P	TBLD T20P-W6	THND 6W		

## Inserts




Size	Dimension (mm)				
	IC	S	APMX	RE	
<b>05(HF)</b>	7.1	3.8	1.5	1.5	
<b>05(65°)</b>	7.1	3.8	3.3	1.5	
<b>10(HF)</b>	14.2	7.7	3.0	3.0	
<b>10(65°)</b>	14.2	7.7	6.5	3.0	



Insert	Designation	Recommended machining conditions		Coated							Uncoated	
		ap (mm)	Feed (mm/tooth)	TT9080	TT9030	TT8080	TT8020	TT8525	TT7080	TT7515	TT6080	K10
	<b>PTKU 0503R-M</b> (High feed)	0.2-1.5	1.20-0.20	●		●						
	<b>1006R-M</b> (High feed)	0.3-2.0	2.00-0.30	●		●						
	<b>0503R-M</b> (65°)	1.0-3.0	0.20-0.07	●		●						
	<b>1006R-M</b> (65°)	1.5-5.0	0.25-0.10	●		●						

●: Standard items



# CERAMICSPEED

HARDPART & EXOTIC MATERIALS

## New SIALON Ceramic Mill for High-Speed Machining of Super Alloy



✓ For super alloy material



✓ High feed and high-speed geometry



✓ High productivity



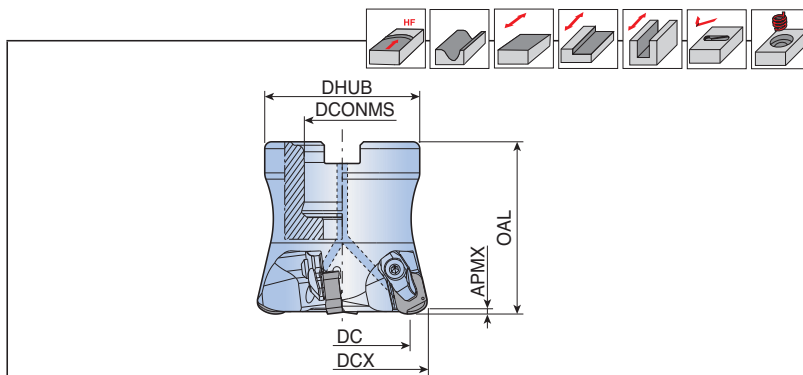
✓ Good chip evacuation



**TaeguTec**  
Member IMC Group

# TFMBN-09CH

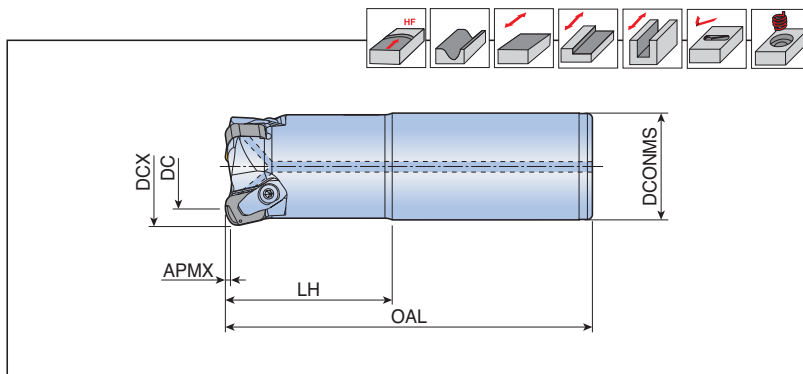
High feed face mills



Designation		Dimension (mm)						Coolant	Arbor type		Mounting bolt	Insert
		DCX	DC	DCONMS	DHUB	OAL	APMX					
<b>TFMBN 440-16R-09CH</b>	4	40	29.4	16	38	40	1.5	●	A	0.2	SH M8x30	BNGX 0904...
<b>350-22R-09CH</b>	3	50	39.4	22	45	40	1.5	●	A	0.5	SH M10x30	
<b>550-22R-09CH</b>	5	50	39.4	22	45	40	1.5	●	A	0.4	SH M10x30	

# TEBN-09CH

High feed end mills



Designation		Dimension (mm)						Coolant	Insert
		DCX	DC	DCONMS	OAL	LH	APMX		
<b>TEBN 225-25-09CH-L100</b>	2	25	14.8	25	100	40	1.5	x	BNGX 0904...
<b>325-25-09CH-L100</b>	3	25	14.8	25	100	40	1.5	x	
<b>332-32-09CH-L120</b>	3	32	21.5	32	120	40	1.5	●	
<b>440-32-09CH-L120</b>	4	40	29.4	32	120	40	1.5	●	

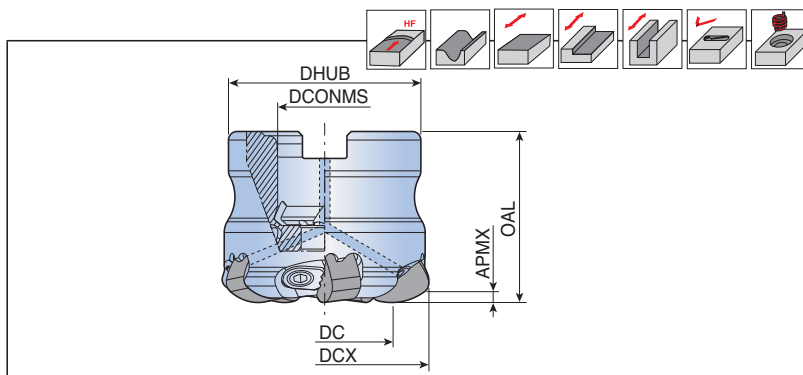
## Spare parts

Designation	Clamp	Screw	Snap ring	Wrench	
<b>TFMBN-09CH</b>	CCL-3S	CLS-35A120	CSR 1.25	L-W 2	
<b>TEBN-09CH</b>	CCL-3S	CLS-35A120	CSR 1.25	L-W 2	



# TFMBN-12

## High feed face mills



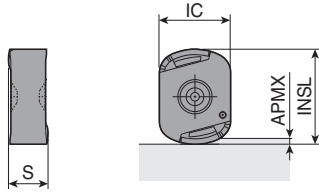
Designation		Dimension (mm)						Coolant	Arbor type	Kg	Mounting bolt	Insert
		DCX	DC	DCONMS	DHUB	OAL	APMX					
<b>TFMBN 450-22R-12</b>	4	50	32.8	22	45	40	2.5	●	A	0.3	SH M10x30	BNGX 1207...
<b>550-22R-12</b>	5	50	32.8	22	45	40	2.5	●	A	0.3	SH M10x30	
<b>663-22R-12</b>	6	63	45.7	22	47	40	2.5	●	A	0.4	SH M10x30	
<b>763-22R-12</b>	7	63	45.7	22	47	40	2.5	●	A	0.4	SH M10x30	
<b>780-27R-12</b>	7	80	62.6	27	70	50	2.5	●	A	1.2	SH M12x35	
<b>880-27R-12</b>	8	80	62.6	27	70	50	2.5	●	A	1.2	SH M12x35	

## Spare parts

Designation	Wedge	Screw	Wrench		
<b>TFMBN-12</b>	WFZ 6-C	WS 6	T-W 3		

# BNGX 09

## High feed inserts



Size	Dimension (mm)				
	INSL	IC	S	APMX	
<b>09</b>	12	9	5	1.5	

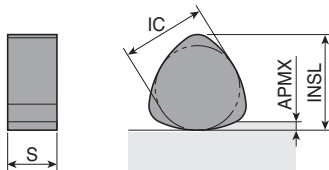
Insert	Designation	Recommended machining conditions		Ceramic		Coated						Uncoated			
		ap (mm)	Feed (mm/tooth)	TC3030	TC3020	TT9080	TT9030	TT8080	TT8020	TT8525	TT7080	TT7515	TT6080	K10	
	<b>BNGX 0904 CH-E04</b>	0.5-1.0	0.35-0.15	●											

● E04: Honing 0.04-0.05 mm

●: Standard items

# BNGX 12

## High feed inserts



Size	Dimension (mm)				
	INSL	IC	S	APMX	
<b>12</b>	13.6	12	7	2.5	

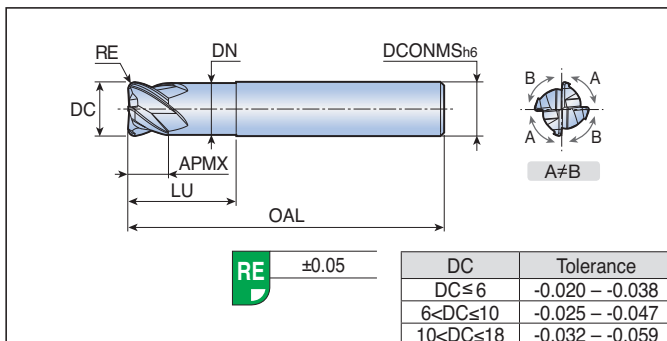
Insert	Designation	Recommended machining conditions		Ceramic		Coated						Uncoated			
		ap (mm)	Feed (mm/tooth)	TC3030	TC3020	TT9080	TT9030	TT8080	TT8020	TT8525	TT7080	TT7515	TT6080	K10	
	<b>BNGX 1207-E04</b>	1.0-2.0	0.35-0.15	●											

● E04: Honing 0.04-0.05 mm

●: Standard items

# CRF 4

## 4 flute, Ceramic end mills

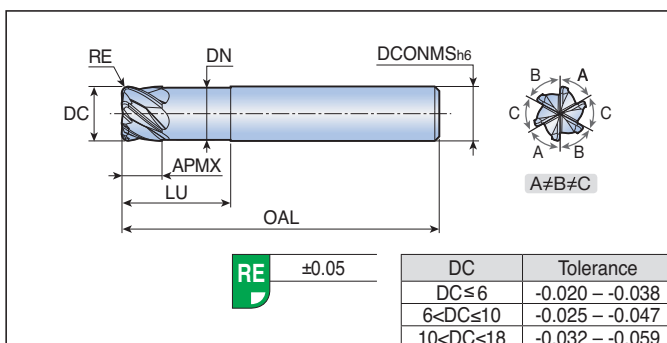


Designation	Feed (mm/tooth)	Dimension (mm)							Grade
		DC	RE	OAL	APMX	LU	DN	DCONMS	
<b>CRF 4060 050 120</b>	0.02-0.03	6	0.5	50	4.5	12	5.8	6	●
<b>4080 100 160</b>	0.02-0.03	8	1.0	57	6.0	16	7.7	8	●
<b>4100 100 200</b>	0.02-0.04	10	1.0	63	7.5	20	9.6	10	●
<b>4120 150 240</b>	0.03-0.05	12	1.5	70	9.0	24	11.5	12	●
<b>4160 200 320</b>	0.03-0.05	16	2.0	83	12.0	32	15.5	16	●

●: Standard items

# CRF 6

## 6 flute, Ceramic end mills

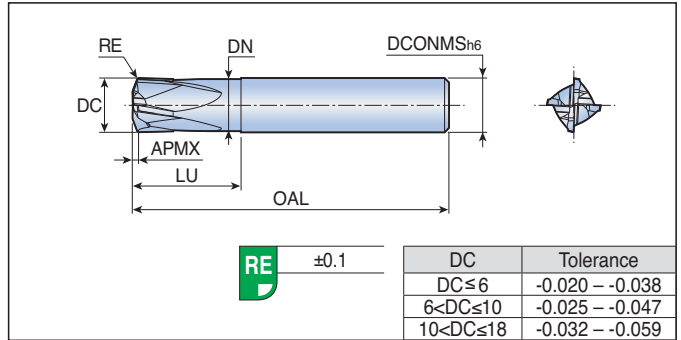


Designation	Feed (mm/tooth)	Dimension (mm)							Grade
		DC	RE	OAL	APMX	LU	DN	DCONMS	
<b>CRF 6060 050 120</b>	0.02-0.03	6	0.5	50	4.5	12	5.8	6	●
<b>6080 100 160</b>	0.02-0.03	8	1.0	57	6.0	16	7.7	8	●
<b>6100 100 200</b>	0.02-0.04	10	1.0	63	7.5	20	9.6	10	●
<b>6120 150 240</b>	0.03-0.05	12	1.5	70	9.0	24	11.5	12	●
<b>6160 200 320</b>	0.03-0.05	16	2.0	83	12.0	32	15.5	16	●

●: Standard items

# CRH 4


## 4 flute, Ceramic end mills for high feed milling



Designation	Feed (mm/tooth)	Dimension (mm)							Grade
		DC	RE	OAL	APMX	LU	DN	DCONMS	
<b>CRH 4060</b>	0.1-0.15	6	0.7	50	0.55	12	5.8	6	●
<b>4080</b>	0.1-0.2	8	0.9	57	0.75	16	7.7	8	●
<b>4100</b>	0.1-0.2	10	1.0	63	0.85	20	9.6	10	●
<b>4120</b>	0.1-0.3	12	1.4	70	1.15	24	11.5	12	●
<b>4160</b>	0.1-0.3	16	1.8	83	1.55	32	15.5	16	●

● RE: Program corner R

●: Standard items



# MAXISLOT

INDEXABLE SOLID HEADS

## Quick Changeable Solid Carbide Head for Multiple Machining

### Slotting, Facing and Threading Head



✓ No set-up time with  
unique clamping  
system



✓ High productivity with  
maximum No. of teeth



✓ Various applications with  
exchangeable heads

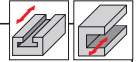
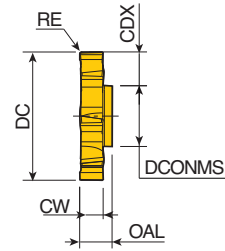
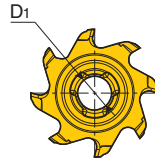


✓ Good chip evacuation

✓ Short overhang



## Interchangeable solid carbide slot milling heads



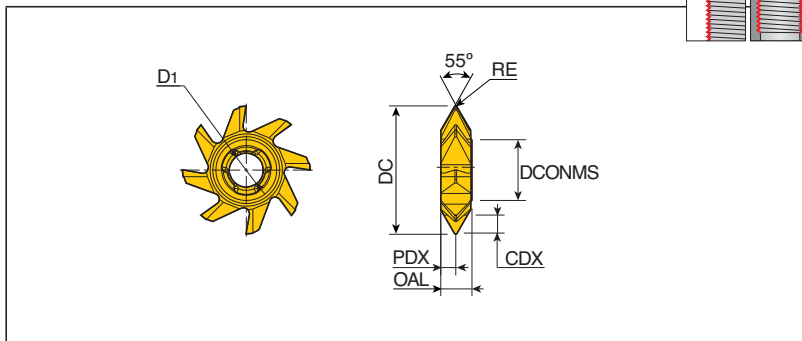
Designation	Feed (mm/tooth)	Dimension (mm)								Grade TT5525
		DC	CW	CDX	NOF	RE	D <sub>1</sub>	DCONMS	OAL	
<b>TR13-S- 24.7-3.0R0.4</b>	0.02-0.15	24.7	3	5.5	6	0.4	7.5	13	8	●
<b>24.7-4.0R0.4</b>	0.02-0.15	24.7	4	5.5	6	0.4	7.5	13	8	●
<b>24.7-5.0R0.4</b>	0.02-0.15	24.7	5	5.5	6	0.4	7.5	13	8	●
<b>24.7-6.0R0.4</b>	0.02-0.15	24.7	6	5.5	6	0.4	7.5	13	8	●
<b>24.7-7.0R0.4</b>	0.02-0.15	24.7	7	5.5	6	0.4	7.5	13	8	●
<b>24.7-8.0R0.4</b>	0.02-0.15	24.7	8	5.5	6	0.4	7.5	13	8	●
<b>TR15-S- 31.7-3.0R0.4</b>	0.022-0.18	31.7	3	8	8	0.4	8.4	15	8	●
<b>31.7-4.0R0.4</b>	0.022-0.18	31.7	4	8	8	0.4	8.4	15	8	●
<b>31.7-5.0R0.4</b>	0.022-0.18	31.7	5	8	8	0.4	8.4	15	8	●
<b>31.7-6.0R0.4</b>	0.022-0.18	31.7	6	8	8	0.4	8.4	15	8	●
<b>31.7-7.0R0.4</b>	0.022-0.18	31.7	7	8	8	0.4	8.4	15	8	●
<b>31.7-8.0R0.4</b>	0.022-0.18	31.7	8	8	8	0.4	8.4	15	8	●
<b>TR17-S- 39.7-4.0R0.4</b>	0.025-0.20	39.7	4	11	10	0.4	9.8	17	10	●
<b>39.7-5.0R0.4</b>	0.025-0.20	39.7	5	11	10	0.4	9.8	17	10	●
<b>39.7-6.0R0.4</b>	0.025-0.20	39.7	6	11	10	0.4	9.8	17	10	●
<b>39.7-7.0R0.4</b>	0.025-0.20	39.7	7	11	10	0.4	9.8	17	10	●
<b>39.7-8.0R0.4</b>	0.025-0.20	39.7	8	11	10	0.4	9.8	17	10	●
<b>39.7-9.0R0.4</b>	0.025-0.20	39.7	9	11	10	0.4	9.8	17	10	●
<b>39.7-10.0R0.4</b>	0.025-0.20	39.7	10	11	10	0.4	9.8	17	10	●

● NOF: Number of flutes

●: Standard items

# TR-T-W55

## Interchangeable solid carbide threading heads - 55° partial profile



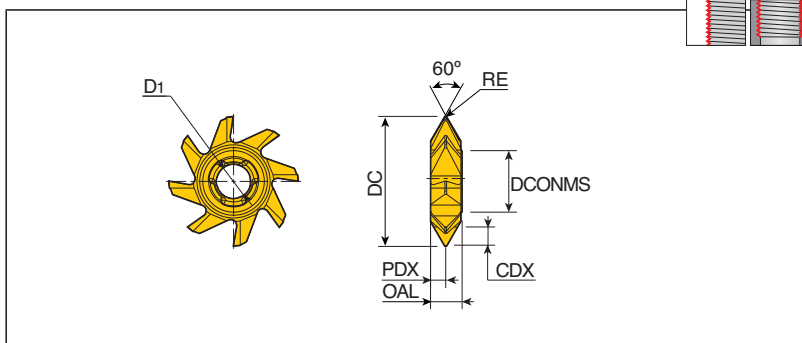
Designation	TPI	Dimension (mm)										Grade
		DC	DMIN	PDX	RE	D <sub>1</sub>	CDX	OAL	ZEFP	DCONMS	TT5525	
<b>TR13-T-24.7-W55-3T</b>	5-3	24.7	36	2.2	0.5	7.5	3.5	7.7	6	13	●	
<b>15-T-31.7-W55-4T</b>	6-4	31.7	46	3.7	0.5	8.4	4.7	7.7	8	15	●	
<b>17-T-39.7-W55-3T</b>	4-3	39.7	57	4.5	0.8	9.8	6.2	9.5	10	17	●	

- TPI: Threads per inch
- ZEFP: Peripheral effective cutting edge count

●: Standard items

# TR-T-M60

## Interchangeable solid carbide threading heads - 60° partial profile



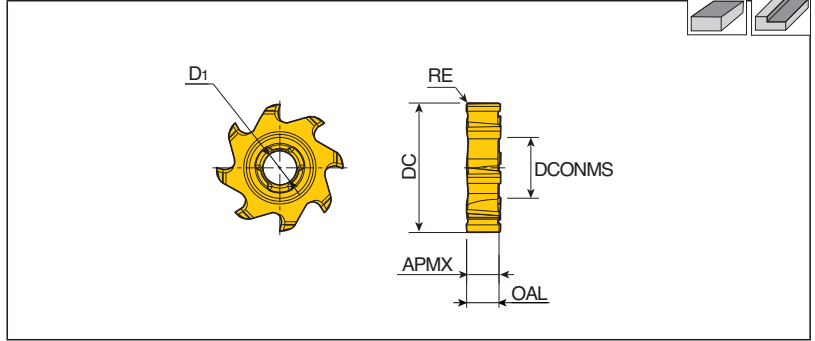
Designation	TP (mm)	TPI	Dimension (mm)										Grade
			DC	DMIN	PDX	RE	D <sub>1</sub>	CDX	OAL	ZEFP	DCONMS	TT5525	
<b>TR13-T-24.7-M60-5P</b>	3-5	5-3	24.7	36	2.2	0.2	7.5	3.5	7.7	6	13	●	
<b>15-T-31.7-M60-6P</b>	4-6	6-4	31.7	46	3.7	0.3	8.4	4.7	7.7	8	15	●	
<b>17-T-39.7-M60-8P</b>	6-8	4-3	39.7	57	4.5	0.4	9.8	6.2	9.5	10	17	●	

- TP: Threads pitch, TPI: Threads per inch
- ZEFP: Peripheral effective cutting edge count

●: Standard items

# TR-F

## Interchangeable solid carbide facing heads



Designation	Feed (mm/tooth)	Dimension (mm)							Grade
		DC	APMX	NOF	RE	D <sub>1</sub>	DCONMS	OAL	TT5525
<b>TR13-F-25-8.0-R0.4</b>	0.04-0.15	24.25	8	6	0.4	7.5	13	8	●
<b>15-F-32-8.0-R0.4</b>	0.04-0.15	31.25	8	8	0.4	8.4	15	8	●
<b>17-F-40-10.0-R0.4</b>	0.04-0.15	39.25	10	10	0.4	9.8	17	10	●

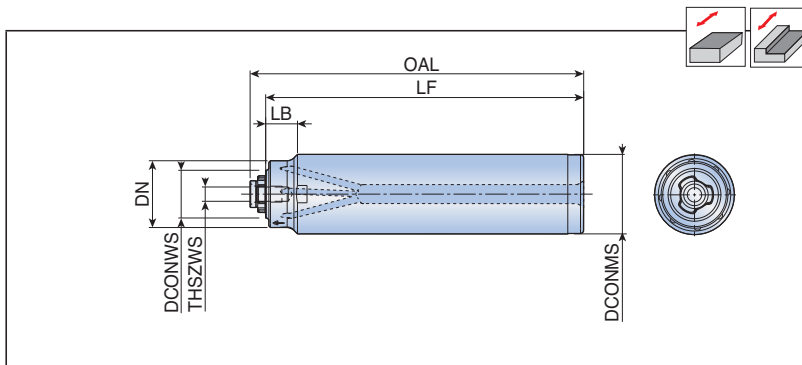
• NOF: Number of flutes

●: Standard items



# TR-F-C

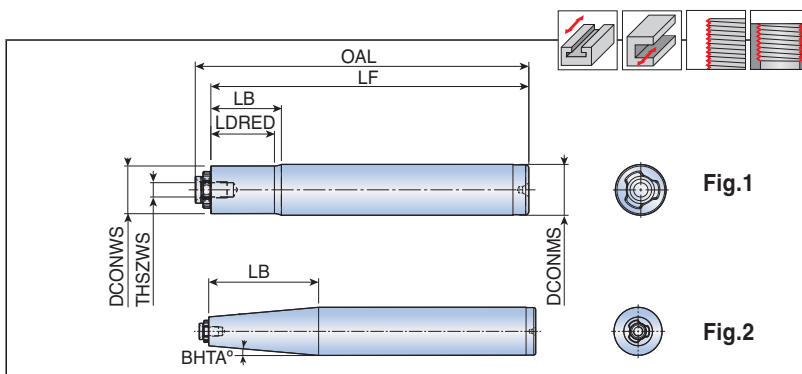
## Facing holders



Designation	Dimension (mm)							Coolant	Insert
	DCONMS	DCONWS	LB	LF	OAL	THSZWS	DN		
<b>TR13-20-L100-F-C</b>	20	13	10	100	104.35	M4x0.5	16	●	TR-F.....
<b>13-25-L100-F-C</b>	25	13	12.5	100	104.35	M4x0.5	16	●	
<b>15-25-L100-F-C</b>	25	15	10	100	104.90	M5x0.5	21	●	
<b>15-32-L110-F-C</b>	32	15	13.5	110	114.90	M5x0.5	21	●	
<b>17-32-L140-F-C</b>	32	17	10	140	146.00	M6x0.5	28	●	
<b>17-42-L140-F-C</b>	42	17	15	140	146.00	M6x0.5	28	●	

# TR


## Slotting & threading holders



Designation	Dimension (mm)								Coolant	Fig.	Insert
	DCONMS	DCONWS	LB	LF	OAL	THSZWS	LDRED	BHTA°			
<b>TR13-16-L100</b>	16	13	16.6	100	104.35	M4x0.5	13.0	-	x	1	TR-S.. TR-T..
<b>15-16-L100</b>	16	15	18.2	100	104.90	M5x0.5	16.0	-	x	1	
<b>15-16-L130</b>	16	15	18.2	130	134.90	M5x0.5	16.0	-	x	1	
<b>17-20-L140</b>	20	17	23.8	140	146.00	M6x0.5	20.2	-	x	1	
<b>15-25-TC170</b>	25	15	57.2	170	174.90	M5x0.5	-	5	x	2	

## Spare parts

Designation	Screw	Wrench	Wrench handle		
	<b>TR13</b>	TS 40T098/HG-P	BLD IP15/S7	SW6-T	
<b>TR15</b>	TS 50T110/HG-P	BLD IP20/S7	SW6-T		
<b>TR17</b>	TS 60T130/HG-P	BLD IP20/S7	SW6-T		



# MAXIRUSH

INDEXABLE SOLID HEADS

## New Head Changeable Solid Carbide End Mill

✓ No set-up time unique clamping system

✓ Cost effective end mill

✓ Various applications with exchangeable heads

✓ Strong and precise double clamping system

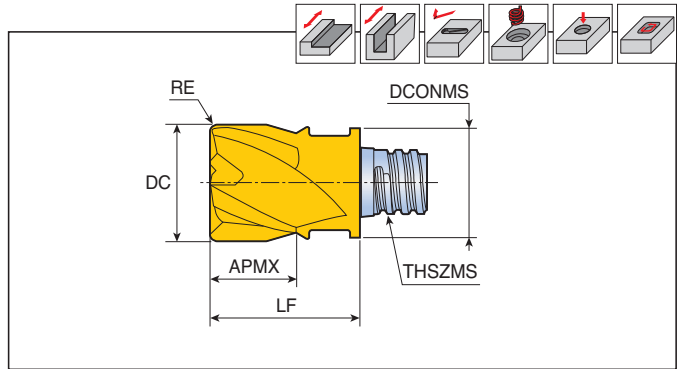
✓ New coating grade with shiny blue color



# MXEE(D)-03/04



3&4 flute, for general purpose



Designation	Feed (mm/tooth)	Dimension (mm)								Grade
		DC	NOF	RE	FHA	APMX	THSZMS	DCONMS	LF	
MXEE 080L05R00-03S05	0.030-0.080	8	3	-	45	5	S05	7.7	10	●
MXEE 100L07R00-03S06	0.035-0.090	10	3	-	45	7	S06	9.7	13	●
MXEE 120L09R00-03S08	0.035-0.110	12	3	-	45	9	S08	11.7	16.5	●
MXEE 060L05R00-04S05	0.025-0.060	6	4	-	45	5	S05	8	10	●
MXEE 080L05R00-04S05	0.030-0.080	8	4	-	45	5	S05	7.7	10	●
MXED 080L05R05-04S05	0.030-0.080	8	4	0.5	30	5	S05	7.7	10	●
MXED 080L05R10-04S05	0.030-0.080	8	4	1.0	30	5	S05	7.7	10	●
MXED 080L05R15-04S05	0.030-0.080	8	4	1.5	30	5	S05	7.7	10	●
MXEE 100L07R00-04S06	0.035-0.090	10	4	-	45	7	S06	9.7	13	●
MXED 100L07R05-04S06	0.035-0.090	10	4	0.5	30	7	S06	9.7	13	●
MXEE 100L07R05-04S06	0.035-0.090	10	4	0.5	45	7	S06	9.7	13	●
MXED 100L07R10-04S06	0.035-0.090	10	4	1.0	30	7	S06	9.7	13	●
MXEE 100L07R10-04S06	0.035-0.090	10	4	1.0	45	7	S06	9.7	13	●
MXEE 120L09R00-04S08	0.035-0.110	12	4	-	45	9	S08	11.7	16.5	●
MXED 120L09R05-04S08	0.035-0.110	12	4	0.5	30	9	S08	11.7	16.5	●
MXEE 120L09R05-04S08	0.035-0.110	12	4	0.5	45	9	S08	11.7	16.5	●
MXED 120L09R10-04S08	0.035-0.110	12	4	1.0	30	9	S08	11.7	16.5	●
MXEE 120L09R10-04S08	0.035-0.110	12	4	1.0	45	9	S08	11.7	16.5	●
MXEE 160L12R00-04S10	0.040-0.130	16	4	-	45	12	S10	15.3	20.5	●
MXED 160L12R05-04S10	0.040-0.130	16	4	0.5	30	12	S10	15.3	20.5	●
MXEE 160L12R05-04S10	0.040-0.130	16	4	0.5	45	12	S10	15.3	20.5	●
MXED 160L12R10-04S10	0.040-0.130	16	4	1.0	30	12	S10	15.3	20.5	●
MXEE 160L12R10-04S10	0.040-0.130	16	4	1.0	45	12	S10	15.3	20.5	●
MXED 160L12R15-04S10	0.040-0.130	16	4	1.5	30	12	S10	15.3	20.5	●
MXEE 160L12R15-04S10	0.040-0.130	16	4	1.5	45	12	S10	15.3	20.5	●
MXED 160L12R20-04S10	0.040-0.130	16	4	2.0	30	12	S10	15.3	20.5	●
MXEE 160L12R20-04S10	0.040-0.130	16	4	2.0	45	12	S10	15.3	20.5	●
MXEE 160L12R30-04S10	0.040-0.130	16	4	3.0	45	12	S10	15.3	20.5	●
MXEE 160L12R40-04S10	0.040-0.130	16	4	4.0	45	12	S10	15.3	20.5	●
MXEE 200L15R00-04S12	0.050-0.150	20	4	-	45	15	S12	18.3	25.5	●
MXED 200L15R05-04S12	0.050-0.150	20	4	0.5	30	15	S12	18.3	25.5	●
MXED 200L15R10-04S12	0.050-0.150	20	4	1.0	30	15	S12	18.3	25.5	●
MXED 200L15R20-04S12	0.050-0.150	20	4	2.0	30	15	S12	18.3	25.5	●
MXED 200L15R30-04S12	0.050-0.150	20	4	3.0	30	15	S12	18.3	25.5	●

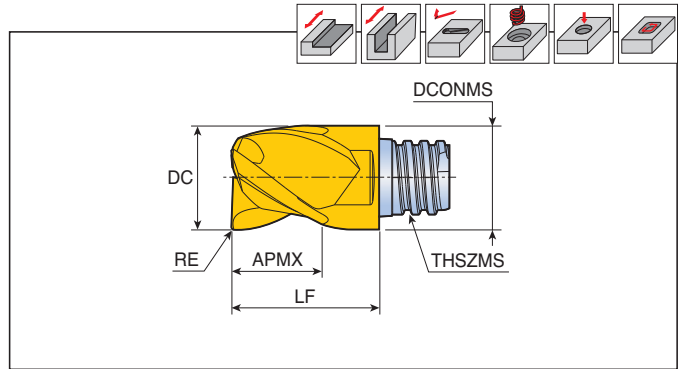
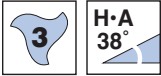
- NOF: Number of flutes
- FHA: Flute helix angle

●: Standard items

# MXEE-03



3 flute, for roughing of keyways



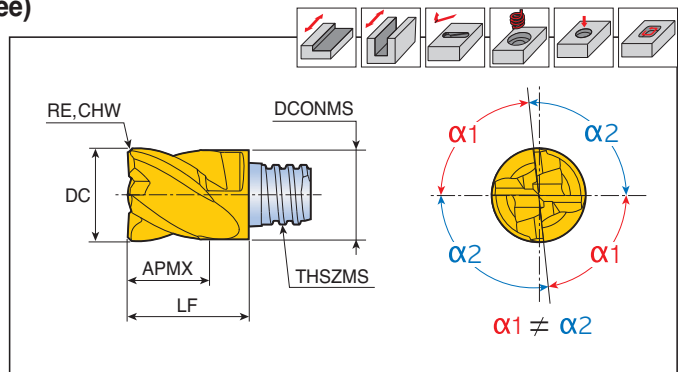
Designation	Feed (mm/tooth)	Dimension (mm)						Grade
		DC	RE	APMX	THSZMS	DCONMS	LF	
<b>MXEE 077L04R02-03S05</b>	0.030-0.080	7.7	0.2	4	S05	7.7	10	●
<b>097L05R03-03S06</b>	0.035-0.090	9.7	0.3	5	S06	9.7	13	●
<b>117L07R03-03S08</b>	0.035-0.110	11.7	0.3	7	S08	11.7	16.5	●
<b>157L08R03-03S10</b>	0.040-0.130	15.7	0.3	8	S10	15.3	20.5	●
<b>197L12R04-03S12</b>	0.050-0.150	19.7	0.4	12	S12	18.3	25.5	●

●: Standard items

# MXEE-I04



4 flute, irregular-pitch flutes (Vibration free)

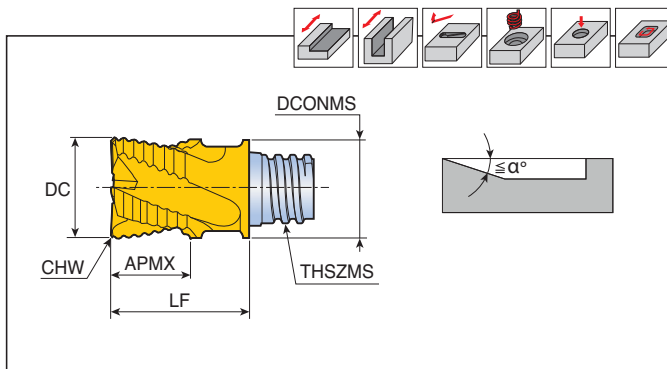
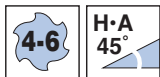


Designation	Feed (mm/tooth)	Dimension (mm)							Grade
		DC	RE	CHW	APMX	THSZMS	DCONMS	LF	
<b>MXEE 080L05C30I04S05</b>	0.030-0.080	8	-	0.3	5	S05	7.7	10	●
<b>100L07C40I04S06</b>	0.035-0.090	10	-	0.4	7	S06	9.7	13	●
<b>120L09C50I04S08</b>	0.035-0.110	12	-	0.5	9	S08	11.7	16.5	●
<b>160L12C60I04S10</b>	0.040-0.130	16	-	0.6	12	S10	15.3	20.5	●
<b>200L15C60I04S12</b>	0.050-0.150	20	-	0.6	15	S12	18.3	25.5	●
<b>250L22C60I04S15</b>	0.060-0.170	25	-	0.6	22	S15	23.9	37	●
<b>250L22R00I04S15</b>	0.060-0.170	25	-	-	22	S15	23.9	37	●
<b>250L22R05I04S15</b>	0.060-0.170	25	0.5	-	22	S15	23.9	37	●
<b>250L22R10I04S15</b>	0.060-0.170	25	1.0	-	22	S15	23.9	37	●
<b>250L22R20I04S15</b>	0.060-0.170	25	2.0	-	22	S15	23.9	37	●
<b>250L22R30I04S15</b>	0.060-0.170	25	3.0	-	22	S15	23.9	37	●

●: Standard items

# MXEE-R

4-6 flute, for roughing



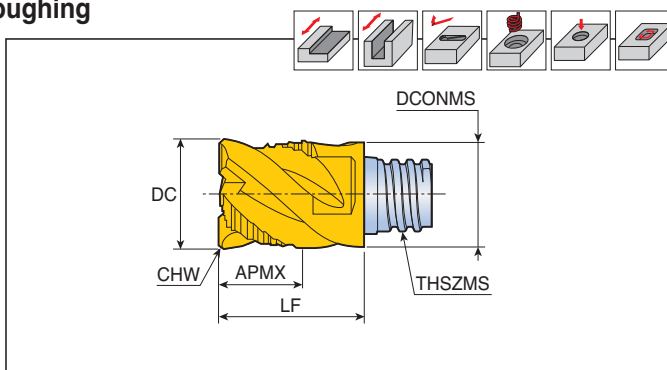
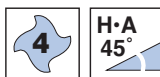
Designation	Feed (mm/tooth)	Dimension (mm)								Grade
		DC	NOF	APMX	CHW	THSZMS	DCONMS	LF	$\alpha^\circ$	
<b>MXEE 080L05C25R04S05</b>	0.030-0.080	8	4	5	0.25	S05	7.7	10	90	●
<b>100L07C30R04S06</b>	0.035-0.090	10	4	7	0.30	S06	9.7	13	90	●
<b>120L09C35R04S08</b>	0.035-0.110	12	4	9	0.35	S08	11.7	16.5	90	●
<b>160L12C40R05S10</b>	0.040-0.130	16	5	12	0.40	S10	15.3	20.5	7	●
<b>200L15C40R06S12</b>	0.050-0.150	20	6	15	0.40	S12	18.3	25.5	3	●
<b>250L22C50R06S15</b>	0.060-0.170	25	6	22	0.50	S15	23.9	37	3	●

• NOF: Number of flutes

●: Standard items

# MXEE-C04

4 flute, combined edges for finishing & roughing



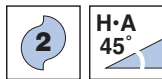
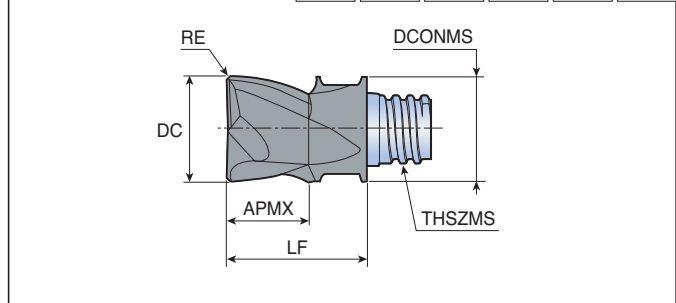
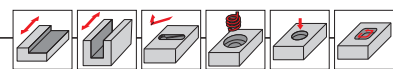
Designation	Feed (mm/tooth)	Dimension (mm)						Grade
		DC	APMX	CHW	THSZMS	DCONMS	LF	
<b>MXEE 080L05C30C04S05</b>	0.030-0.080	8	5	0.3	S05	7.7	10	●
<b>100L07C30C04S06</b>	0.035-0.090	10	7	0.3	S06	9.7	13	●
<b>120L09C40C04S08</b>	0.035-0.110	12	9	0.4	S08	11.7	16.5	●
<b>160L12C60C04S10</b>	0.040-0.130	16	12	0.6	S10	15.3	20.5	●
<b>200L15C60C04S12</b>	0.050-0.150	20	15	0.6	S12	18.3	25.5	●
<b>250L22C60C04S15</b>	0.060-0.170	25	22	0.6	S15	23.9	37	●

●: Standard items

# MXEE-A02



2 flute, for aluminium machining



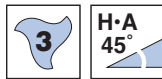
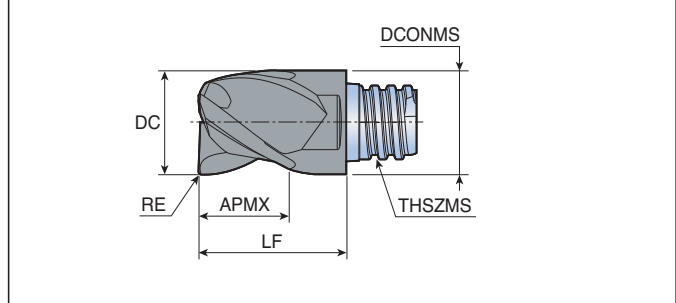
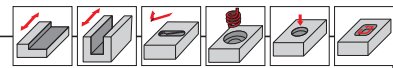
Designation	Feed (mm/tooth)	Dimension (mm)						Grade
		DC	RE	APMX	THSZMS	DCONMS	LF	
<b>MXEE 100L07R05A02S06</b>	0.035-0.090	10	0.5	7	S06	9.7	13	●
<b>100L07R10A02S06</b>	0.035-0.090	10	1.0	7	S06	9.7	13	●
<b>120L09R05A02S08</b>	0.035-0.110	12	0.5	9	S08	11.7	16.5	●

●: Standard items

# MXEE-A03



3 flute, for aluminium machining



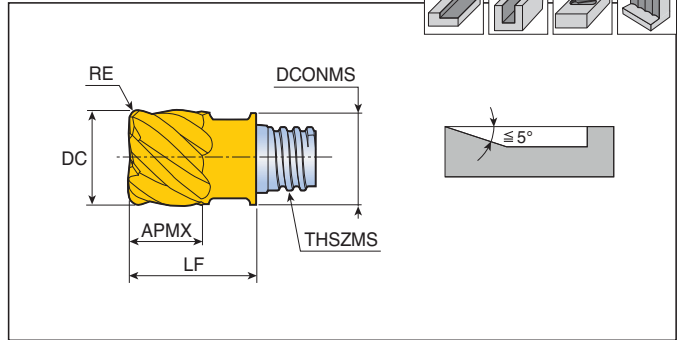
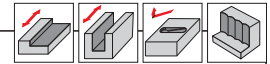
Designation	Feed (mm/tooth)	Dimension (mm)						Grade
		DC	RE	APMX	THSZMS	DCONMS	LF	
<b>MXEE 080L05R05A03S05</b>	0.030-0.080	8	0.5	5	S05	7.7	10	●
<b>100L06R05A03S06</b>	0.035-0.090	10	0.5	6	S06	9.7	13	●
<b>100L06R10A03S06</b>	0.035-0.090	10	1.0	6	S06	9.7	13	●
<b>120L08R05A03S08</b>	0.035-0.110	12	0.5	8	S08	11.7	16.5	●
<b>120L08R10A03S08</b>	0.035-0.110	12	1.0	8	S08	11.7	16.5	●
<b>160L10R00A03S10</b>	0.040-0.130	16	-	10	S10	15.3	20.5	●
<b>160L10R10A03S10</b>	0.040-0.130	16	1.0	10	S10	15.3	20.5	●
<b>160L10R20A03S10</b>	0.040-0.130	16	2.0	10	S10	15.3	20.5	●
<b>200L12R05A03S12</b>	0.050-0.150	20	0.5	12	S12	18.3	25.5	●
<b>200L12R10A03S12</b>	0.050-0.150	20	1.0	12	S12	18.3	25.5	●
<b>200L12R20A03S12</b>	0.050-0.150	20	2.0	12	S12	18.3	25.5	●

●: Standard items

# MXEE(D)-06



6 flute, for difficult-to-cut material machining without central edge



Designation	Feed (mm/tooth)	Dimension (mm)							Grade
		DC	RE	FHA	APMX	THSZMS	DCONMS	LF	
<b>MXEE 08L05R05-06S05</b>	0.030-0.080	8	0.5	45	5	S05	7.7	10	●
<b>MXEE 08L05R10-06S05</b>	0.030-0.080	8	1.0	45	5	S05	7.7	10	●
<b>MXED 10L07R05-06S06</b>	0.035-0.090	10	0.5	30	7	S06	9.7	13	●
<b>MXED 10L07R10-06S06</b>	0.035-0.090	10	1.0	30	7	S06	9.7	13	●
<b>MXEE 10L07R05-06S06</b>	0.035-0.090	10	0.5	45	7	S06	9.7	13	●
<b>MXEE 10L07R10-06S06</b>	0.035-0.090	10	1.0	45	7	S06	9.7	13	●
<b>MXEE 10L07R15-06S06</b>	0.035-0.090	10	1.5	45	7	S06	9.7	13	●
<b>MXED 12L09R05-06S08</b>	0.035-0.110	12	0.5	30	9	S08	11.7	16.5	●
<b>MXEE 12L09R00-06S08</b>	0.035-0.110	12	-	45	9	S08	11.7	16.5	●
<b>MXEE 12L09R10-06S08</b>	0.035-0.110	12	1.0	45	9	S08	11.7	16.5	●
<b>MXEE 12L09R15-06S08</b>	0.035-0.110	12	1.5	45	9	S08	11.7	16.5	●

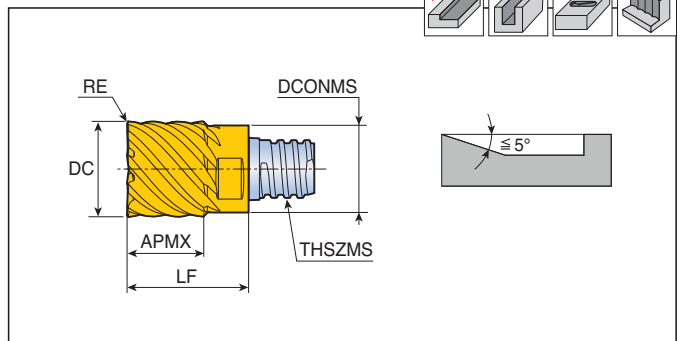
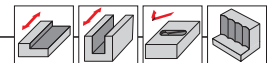
● FHA: Flute Helix Angle

●: Standard items

# MXED-08/10



8, 10 flute, for difficult-to-cut material machining without central edge



Designation	Feed (mm/tooth)	Dimension (mm)							Grade
		DC	NOF	RE	APMX	THSZMS	DCONMS	LF	
<b>MXED 16L12R05-08S10</b>	0.040-0.130	16	8	0.5	12	S10	15.3	20.5	●
<b>16L12R10-08S10</b>	0.040-0.130	16	8	1.0	12	S10	15.3	20.5	●
<b>16L12R20-08S10</b>	0.040-0.130	16	8	2.0	12	S10	15.3	20.5	●
<b>200L15R10-10S12</b>	0.050-0.150	20	10	1.0	15	S12	18.3	25.5	●
<b>200L15R20-10S12</b>	0.050-0.150	20	10	2.0	15	S12	18.3	25.5	●
<b>250L22R10-10S15</b>	0.060-0.170	25	10	1.0	22	S15	23.9	37	●
<b>250L22R20-10S15</b>	0.060-0.170	25	10	2.0	22	S15	23.9	37	●

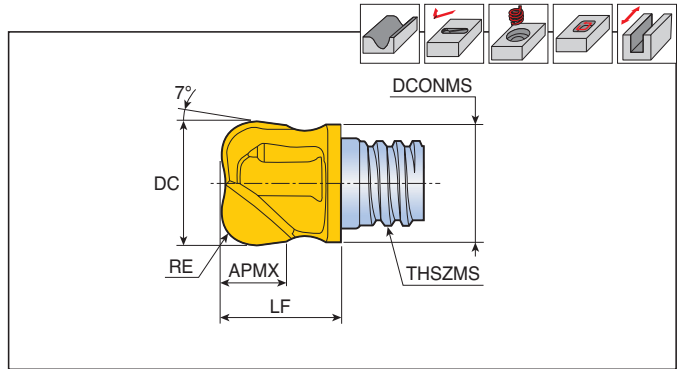
● NOF: Number of flutes

●: Standard items

# MXRB-02



2 flute, 7° relief angle pressed flute



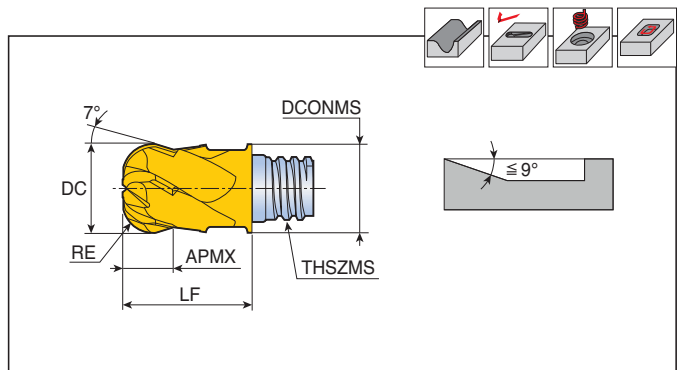
Designation	Feed (mm/tooth)	Dimension (mm)						Grade
		DC	RE	APMX	THSZMS	DCONMS	LF	
<b>MXRB 200L11R50-02S12</b>	0.05-0.150	20	5	11.3	S12	18.3	17.3	●

●: Standard items

# MXRD-06



6 flute, 7° back taper sided ground flute



Designation	Feed (mm/tooth)	Dimension (mm)						Grade
		DC	RE	APMX	THSZMS	DCONMS	LF	
<b>MXRD 080L04R20-06S05</b>	0.030-0.080	8	2	4	S05	7.7	10	●
<b>100L05R30-06S06</b>	0.035-0.090	10	3	5	S06	9.7	13	●
<b>120L07R40-06S08</b>	0.035-0.110	12	4	7	S08	11.7	16.5	●
<b>160L09R50-06S10</b>	0.040-0.130	16	5	9	S10	15.3	20.5	●

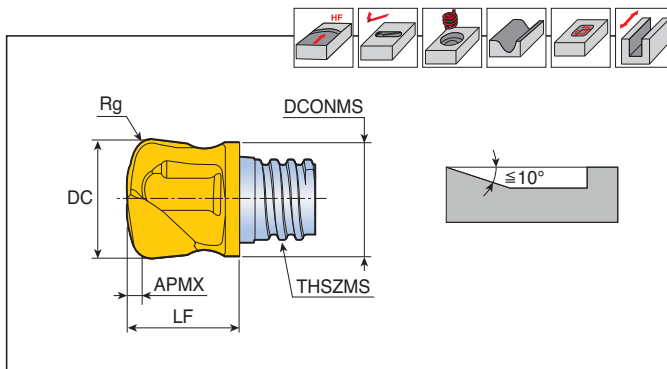
●: Standard items



# MXFX-02



2 flute, for high feed milling



Designation	Feed (mm/tooth)	Dimension (mm)						Grade
		DC	Rg	APMX	THSZMS	DCONMS	LF	TT5523
<b>MXFX 100L0.6R20-02S06</b>	0.035-0.090	10	2.0	0.6	S06	9.6	12.5	●
<b>120L01R25-02S08</b>	0.035-0.110	12	2.5	1.0	S08	11.5	11.1	●
<b>160L1.1R30-02S10</b>	0.040-0.130	16	3.0	1.1	S10	15.2	20	●

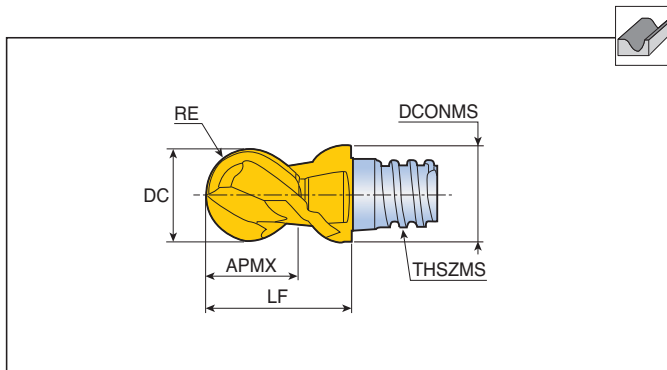
● Rg: Radius for programmers

●: Standard items

# MXBD-BG-02



2 flute, for high precision machining



Designation	Feed (mm/tooth)	Dimension (mm)						Grade
		DC	RE	APMX	THSZMS	DCONMS	LF	TT5523
<b>MXBD 080L05-BG-02S05</b>	0.030-0.080	8	3.982 <sup>(1)</sup>	5	S05	7.7	10	●
<b>100L07-BG-02S06</b>	0.035-0.090	10	4.982 <sup>(1)</sup>	7	S06	9.7	13	●
<b>120L09-BG-02S08</b>	0.035-0.110	12	5.978 <sup>(2)</sup>	9	S08	11.7	16.5	●
<b>160L09-BG-02S10</b>	0.040-0.130	16	7.978 <sup>(2)</sup>	9	S10	15.3	20.5	●

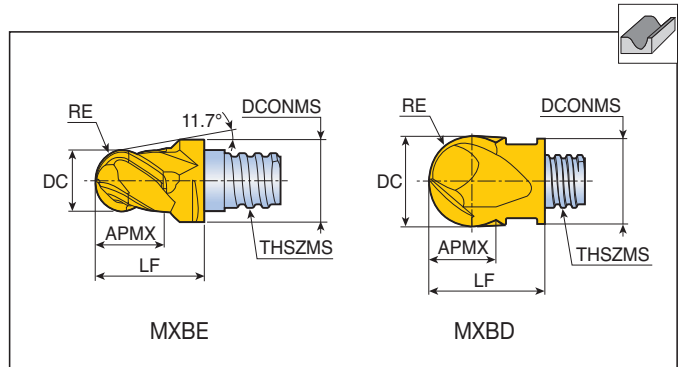
● RE Tolerance: <sup>(1)</sup> ± 0.01, <sup>(2)</sup> ± 0.012

●: Standard items

# MXBD(E)-BG-04



4 flute, for high precision machining



Designation	Feed (mm/tooth)	Dimension (mm)							Grade
		DC	RE	FHA	APMX	THSZMS	DCONMS	LF	
<b>MXBE 060L05-BG-04S05</b>	0.025-0.060	6	2.987 <sup>(1)</sup>	38	5.5	S05	8.0	10	●
<b>MXBD 080L05-BG-04S05</b>	0.030-0.080	8	3.982 <sup>(1)</sup>	30	5	S05	7.7	10	●
<b>100L07-BG-04S06</b>	0.035-0.090	10	4.982 <sup>(1)</sup>	30	7	S06	9.7	13	●
<b>120L09-BG-04S08</b>	0.035-0.110	12	5.978 <sup>(2)</sup>	30	9	S08	11.7	16.5	●
<b>160L12-BG-04S10</b>	0.040-0.130	16	7.978 <sup>(2)</sup>	30	12	S10	15.3	20.5	●
<b>200L15-BG-04S12</b>	0.050-0.150	20	9.972 <sup>(2)</sup>	30	15	S12	18.3	25.5	●
<b>250L22-BG-04S15</b>	0.060-0.170	25	12.470 <sup>(3)</sup>	30	22	S15	23.9	37	●

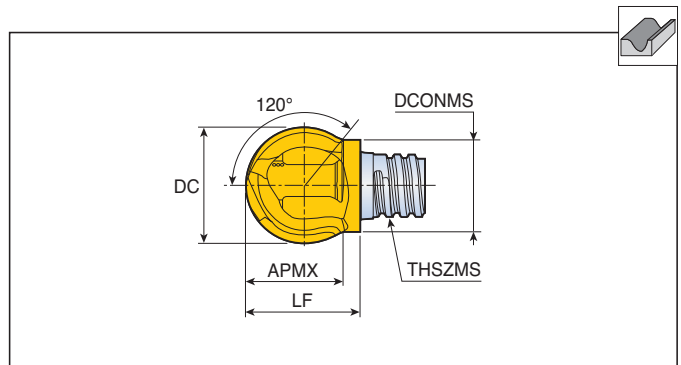
- RE Tolerance: <sup>(1)</sup> ± 0.01, <sup>(2)</sup> ± 0.012, <sup>(3)</sup> ± 0.02
- FHA: Flute helix angle

●: Standard items

# MXBB-SG-02



2 flute, spherical designed edge



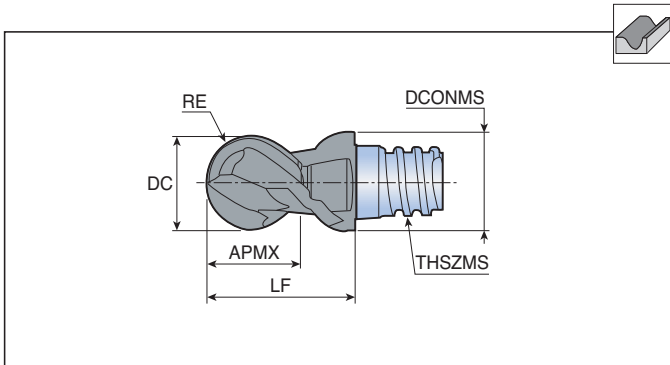
Designation	Feed (mm/tooth)	Dimension (mm)					Grade
		DC	APMX	THSZMS	DCONMS	LF	
<b>MXBB 120L09-SG-02S06</b>	0.035-0.110	12	9.0	S06	9.5	11.6	●

●: Standard items

# MXBE-BGA02



2 flute, for aluminium machining



Designation	Feed (mm/tooth)	Dimension (mm)							Grade
		DC	RE	APMX	THSZMS	DCONMS	LF	UF10	
<b>MXBE 080L05-BGA02S05</b>	0.030-0.080	8	3.982 <sup>(1)</sup>	5	S05	7.7	10	●	
<b>100L07-BGA02S06</b>	0.035-0.090	10	4.982 <sup>(1)</sup>	7	S06	9.7	13	●	
<b>120L09-BGA02S08</b>	0.035-0.110	12	5.987 <sup>(2)</sup>	9	S08	11.7	16.5	●	
<b>160L12-BGA02S10</b>	0.040-0.130	16	7.978 <sup>(2)</sup>	12	S10	15.3	20.5	●	
<b>200L15-BGA02S12</b>	0.050-0.150	20	9.972 <sup>(2)</sup>	15	S12	18.3	25.5	●	

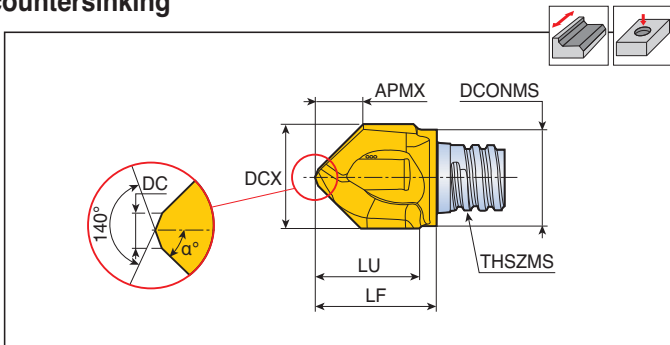
• RE Tolerance: <sup>(1)</sup> ± 0.01, <sup>(2)</sup> ± 0.012

●: Standard items

# MXCP-02



2 flute, for spot drilling, chamfering and countersinking

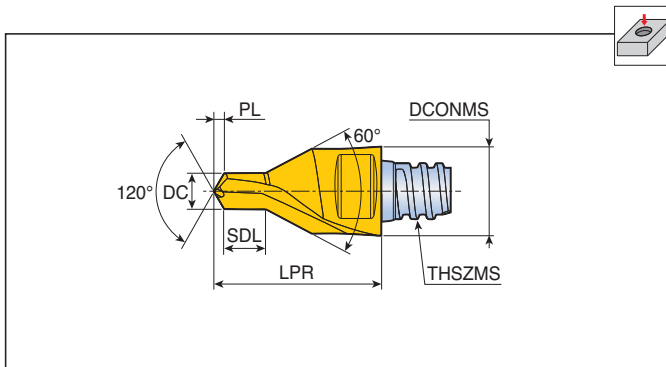


Designation	Feed (mm/tooth)	Dimension (mm)									Grade
		DCX	DC	APMX	THSZMS	DCONMS	LU	LF	α°	TT5523	
<b>MXCP 100L09A30-02S06</b>	0.035-0.090	10	1.5	7.5	S06	9.5	8.5	11.75	30	●	
<b>120L12A30-02S08</b>	0.035-0.110	12	1.5	9.2	S08	11.5	11	15.4	30	●	
<b>160L15A30-02S10</b>	0.040-0.130	16	2.5	12	S10	15.2	16	20.2	30	●	
<b>080L07A45-02S05</b>	0.030-0.080	8	1.0	3.7	S05	7.6	7.5	9.75	45	●	
<b>083L07A45-02S05</b>	0.030-0.080	8.3	1.0	3.8	S05	7.6	7.5	10	45	●	
<b>100L09A45-02S06</b>	0.035-0.090	10	1.5	4.4	S06	9.5	9.5	11.75	45	●	
<b>104L09A45-02S06</b>	0.035-0.090	10.4	1.5	4.6	S06	9.5	9.5	11.75	45	●	
<b>120L12A45-02S08</b>	0.035-0.110	12	1.5	5.4	S08	11.5	11.5	15.4	45	●	
<b>124L12A45-02S08</b>	0.035-0.110	12.4	1.5	5.6	S08	11.5	11.5	15.4	45	●	
<b>160L15A45-02S10</b>	0.040-0.130	16	1.5	7.1	S10	15.2	15	18.8	45	●	
<b>165L15A45-02S10</b>	0.040-0.130	16.5	1.5	7.1	S10	15.2	15	18.8	45	●	
<b>100L09A60-02S06</b>	0.035-0.090	10	1.5	2.7	S06	9.5	9.5	12.7	60	●	
<b>120L12A60-02S08</b>	0.035-0.110	12	1.5	3.3	S08	11.5	11.5	15.2	60	●	
<b>160L15A60-02S10</b>	0.040-0.130	16	1.5	4.4	S10	15.2	16	19.9	60	●	

●: Standard items

# MXDP-02

2 flute, for center drilling



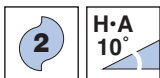
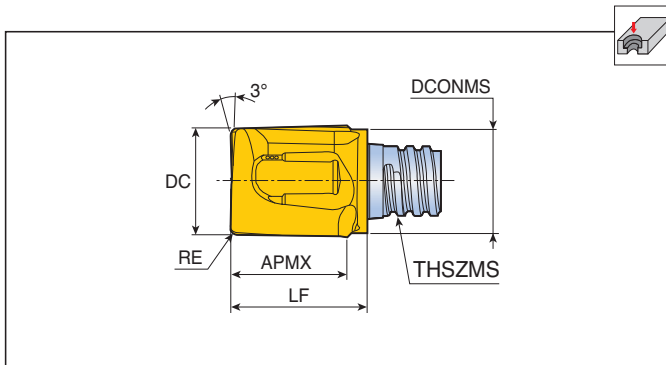
Designation	Feed (mm/tooth)	Dimension (mm)							Grade
		DC	PL	SDL	THSZMS	DCONMS	LPR	TT5523	
<b>MXDP 328L04A30-02S05</b>	0.04-0.08	3.28	0.85	3.75	S05	8	15	●	
<b>412L05A30-02S06</b>	0.05-0.10	4.12	1.07	4.83	S06	10	19	●	
<b>513L07A30-02S08</b>	0.05-0.12	5.13	1.32	5.88	S08	12	23	●	
<b>646L08A30-02S10</b>	0.06-0.15	6.46	1.65	7.25	S10	16	28	●	

• SDL: Step diameter length

●: Standard items

# MXGC-02

2 flute, for counter boring



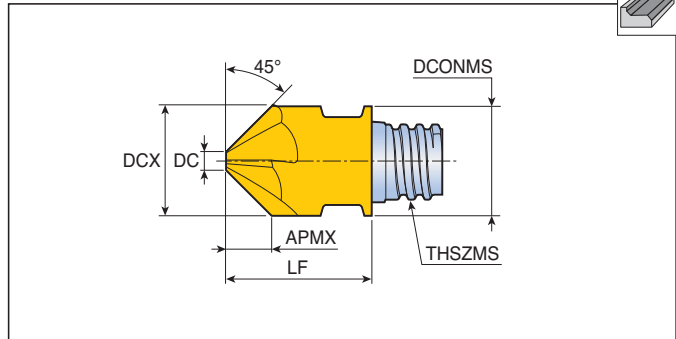
Designation	Feed (mm/tooth)	Dimension (mm)							Grade
		DC	RE	APMX	THSZMS	DCONMS	LF	TT5523	
<b>MXGC 080L08R04-02S05</b>	0.030-0.080	8	0.4	7.7	S05	7.6	10	●	
<b>080L08R10-02S05</b>	0.030-0.080	8	1.0	7.7	S05	7.6	10	●	
<b>100L09R04-02S06</b>	0.035-0.090	10	0.4	9.0	S06	9.5	12.4	●	
<b>100L09R20-02S06</b>	0.035-0.090	10	2.0	9.0	S06	9.5	12.4	●	
<b>120L10R04-02S08</b>	0.035-0.110	12	0.4	10	S08	11.5	14.2	●	
<b>120L10R10-02S08</b>	0.035-0.110	12	1.0	10	S08	11.5	14.2	●	
<b>120L10R20-02S08</b>	0.035-0.110	12	2.0	10	S08	11.5	14.2	●	
<b>160L15R04-02S10</b>	0.040-0.130	16	0.4	14.9	S10	15.2	19	●	

●: Standard items

# MXCA-04/06



4, 6 flute, chamfering and countersinking (without center edge)



Designation	Feed (mm/tooth)	Dimension (mm)								Grade
		DCX	DC	NOF	APMX	THSZMS	DCONMS	LF	TT5523	
<b>MXCA 100L04A45-04S06</b>	0.035-0.090	10	1.95	4	4.0	S06	10	13	●	
<b>120L05A45-04S08</b>	0.035-0.110	12	1.95	4	5.0	S08	12	16.5	●	
<b>127L05A45-04S08</b>	0.035-0.110	12.7	1.98	4	5.3	S08	12.7	16.5	●	
<b>160L06A45-06S10</b>	0.040-0.130	16	3.0	6	6.5	S10	16	20.3	●	
<b>200L07A45-06S12</b>	0.050-0.150	20	5.0	6	7.5	S12	20	25.5	●	

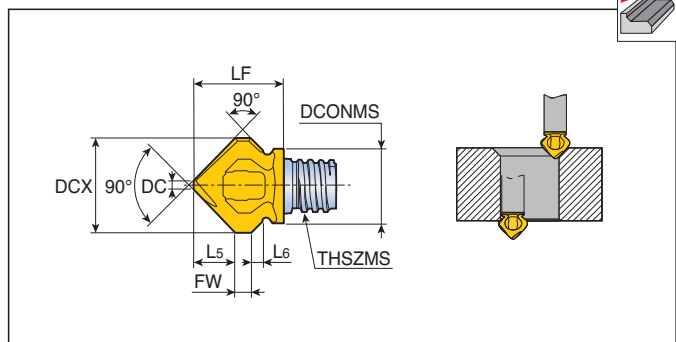
● NOF: Number of flutes

● Standard items

# MXCW-02



2 flute, for double chamfering

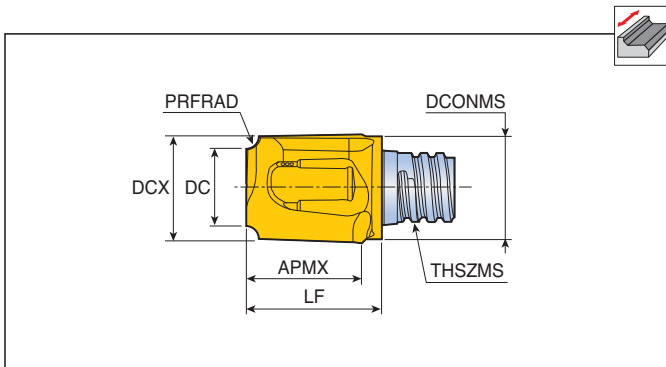


Designation	Feed (mm/tooth)	Dimension (mm)								Grade
		DCX	DC	L5	L6	FW	THSZMS	DCONMS	LF	
<b>MXCW 118L05A45-02S06</b>	0.035-0.110	11.8	1.2	5	1.2	2	S06	9.3	11.2	●

● Standard items

# MXCR-02

2 flute, for concave radius milling



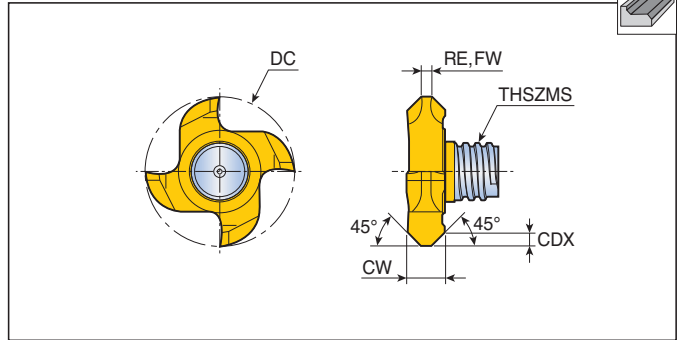
Designation	Feed (mm/tooth)	Dimension (mm)								Grade
		DCX	DC	PRFRAD	APMX	THSZMS	DCONMS	LF	TT5523	
<b>MXCR 080L07R10-02S05</b>	0.030-0.080	8	5.8	1.0	7.5	S05	7.6	10.5	●	
<b>100L09R16-02S06</b>	0.035-0.090	10	6.8	1.6	9.5	S06	9.5	12.5	●	
<b>100L09R25-02S06</b>	0.035-0.090	10	5.1	2.5	9.5	S06	9.5	12.5	●	
<b>127L12R30-02S08</b>	0.035-0.110	12.7	6.5	3.0	12	S08	12.2	15.6	●	
<b>127L12R40-02S08</b>	0.035-0.110	12.7	4.7	4.0	12	S08	12.2	15.6	●	
<b>160L15R50-02S10</b>	0.040-0.130	16	6.2	5.0	15	S10	15.2	19.1	●	
<b>200L07R60-02S12</b>	0.050-0.150	20	8	6.0	7	S12	18.3	17.4	●	

● PRFRAD: Profile radius

●: Standard items

# TST-A45

3, 4 flute, for chamfering



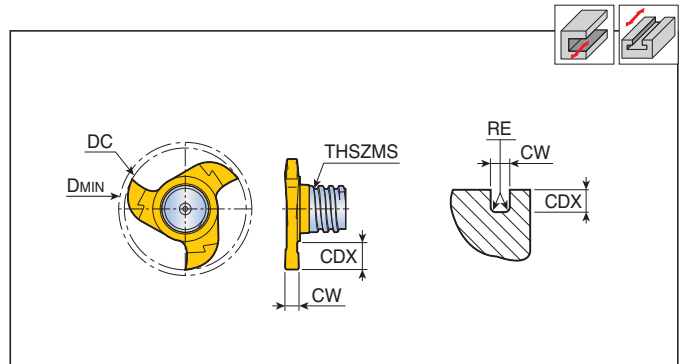
Designation	Feed (mm/tooth)	Dimension (mm)							Grade
		DC	NOF	CW	CDX	RE	FW	THSZMS	
<b>TST 177L01.40A45-3S06</b>	0.025-0.150	17.7	3	3.4	1.4	0.1	-	S06	●
<b>217L01.70A45-4S08</b>	0.025-0.170	21.7	4	5.5	1.7	-	1.5	S08	●

- NOF: Number of flutes
- FW: Flat width

●: Standard items

# TST-3

3 flute, for slotting



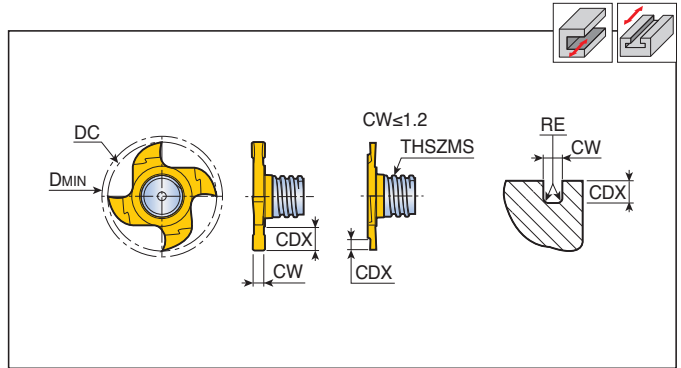
Designation	Feed (mm/tooth)	Dimension (mm)						Grade
		DC	CW	CDX	RE	THSZMS	DMIN	
<b>TST 157W1.50R010-3S06</b>	0.025-0.120	15.7	1.5	2.8	0.1	S06	16.0	●
<b>157W1.57R020-3S06</b>	0.025-0.120	15.7	1.57	2.8	0.2	S06	16.0	●
<b>157W2.0R020-3S06</b>	0.025-0.120	15.7	2.0	2.8	0.2	S06	16.0	●
<b>157W2.50R020-3S06</b>	0.025-0.120	15.7	2.5	2.8	0.2	S06	16.0	●
<b>157W3.0R020-3S06</b>	0.025-0.130	15.7	3.0	2.8	0.2	S06	16.0	●
<b>157W3.17R020-3S06</b>	0.025-0.150	15.7	3.17	2.8	0.2	S06	16.0	●
<b>177W1.20R005-3S06</b>	0.025-0.120	17.7	1.2 <sup>(1)</sup>	3.8	0.05	S06	18.0	●
<b>177W1.40R005-3S06</b>	0.025-0.120	17.7	1.4 <sup>(1)</sup>	3.8	0.05	S06	18.0	●
<b>177W1.50R010-3S06</b>	0.025-0.120	17.7	1.5	3.8	0.1	S06	18.0	●
<b>177W1.57R020-3S06</b>	0.025-0.120	17.7	1.57	3.8	0.2	S06	18.0	●
<b>177W1.70R005-3S06</b>	0.025-0.120	17.7	1.7 <sup>(1)</sup>	3.8	0.05	S06	18.0	●
<b>177W2.0R020-3S06</b>	0.025-0.120	17.7	2.0	3.8	0.2	S06	18.0	●
<b>177W2.20R110-3S06</b>	0.025-0.120	17.7	2.2	3.8	1.1	S06	18.0	●
<b>177W2.50R020-3S06</b>	0.025-0.120	17.7	2.5	3.8	0.2	S06	18.0	●
<b>177W3.0R020-3S06</b>	0.025-0.130	17.7	3.0	3.8	0.2	S06	18.0	●
<b>177W3.17R020-3S06</b>	0.025-0.150	17.7	3.17	3.8	0.2	S06	18.0	●

• <sup>(1)</sup> CW for circle clips according to DIN 471/472

●: Standard items

# TST-4/6

4, 6 flute, for slotting



Designation	Feed (mm/tooth)	Dimension (mm)								Torx	Grade TT5543
		DC	NOF	CW	CDX	RE	THSZMS	DMIN			
<b>TST 217W0.76R000-4S08</b>	0.025-0.100	21.7	4	0.76 <sup>(1)</sup>	1.5	-	S08	22.0	-	●	
<b>217W0.96R000-4S08</b>	0.025-0.100	21.7	4	0.96 <sup>(1)</sup>	1.9	-	S08	22.0	-	●	
<b>217W1.0R005-4S08</b>	0.025-0.100	21.7	4	1.0	2	0.05	S08	22.0	-	●	
<b>217W1.20R005-4S08</b>	0.025-0.120	21.7	4	1.2 <sup>(1)</sup>	4.5	0.05	S08	22.0	-	●	
<b>217W1.40R005-4S08</b>	0.025-0.120	21.7	4	1.4 <sup>(1)</sup>	4.5	0.05	S08	22.0	-	●	
<b>217W1.57R000-4S08</b>	0.025-0.120	21.7	4	1.57	4.5	-	S08	22.0	-	●	
<b>217W1.70R010-4S08</b>	0.025-0.120	21.7	4	1.7 <sup>(1)</sup>	4.5	0.1	S08	22.0	-	●	
<b>217W1.95R020-4S08</b>	0.025-0.120	21.7	4	1.95 <sup>(1)</sup>	4.5	0.2	S08	22.0	-	●	
<b>217W2.0R020-4S08</b>	0.025-0.120	21.7	4	2.0	4.5	0.2	S08	22.0	-	●	
<b>217W2.25R020-4S08</b>	0.025-0.120	21.7	4	2.25 <sup>(1)</sup>	4.5	0.2	S08	22.0	-	●	
<b>217W2.39R020-4S08</b>	0.025-0.120	21.7	4	2.39	4.5	0.2	S08	22.0	-	●	
<b>217W2.50R020-4S08</b>	0.025-0.120	21.7	4	2.5	4.5	0.2	S08	22.0	-	●	
<b>217W2.75R020-4S08</b>	0.025-0.130	21.7	4	2.75 <sup>(1)</sup>	4.5	0.2	S08	22.0	-	●	
<b>217W3.0R020-4S08</b>	0.025-0.130	21.7	4	3.0	4.5	0.2	S08	22.0	-	●	
<b>217W3.17R020-4S08</b>	0.025-0.150	21.7	4	3.17	4.5	0.2	S08	22.0	-	●	
<b>217W3.25R020-4S08</b>	0.025-0.150	21.7	4	3.25 <sup>(1)</sup>	4.5	0.2	S08	22.0	-	●	
<b>217W4.0R020-4S08</b>	0.025-0.150	21.7	4	4.0	4.5	0.2	S08	22.0	-	●	
<b>217W4.25R020-4S08</b>	0.025-0.150	21.7	4	4.25 <sup>(1)</sup>	4.5	0.2	S08	22.0	-	●	
<b>217W4.75R020-4S08</b>	0.025-0.150	21.7	4	4.75	4.5	0.2	S08	22.0	-	●	
<b>217W5.25R020-4S08</b>	0.025-0.170	21.7	4	5.25 <sup>(1)</sup>	4.5	0.2	S08	22.0	-	●	
<b>277W2.50R020-6S10</b>	0.025-0.120	27.7	6	2.5	6	0.2	S10	28.0	T40	●	
<b>277W5.25R020-6S10</b>	0.025-0.170	27.7	6	5.25	6	0.2	S10	28.0	T40	●	
<b>277W10R020-6S10</b>	0.025-0.170	27.7	6	10.0	6	0.2	S10	28.0	T40	●	

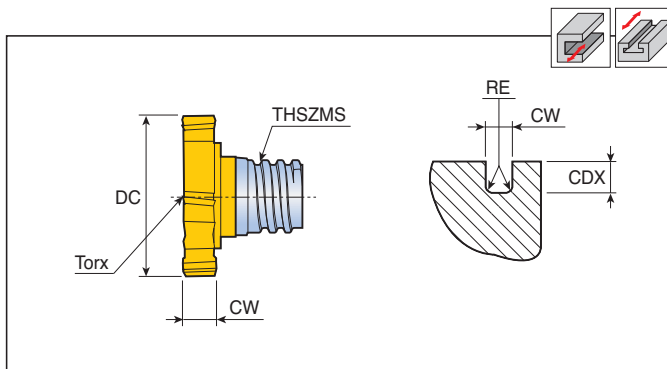
- NOF: Number of flutes
- <sup>(1)</sup> CW for circle clips according to DIN 471/472

●: Standard items



# TTB-06

6 flute, for slotting

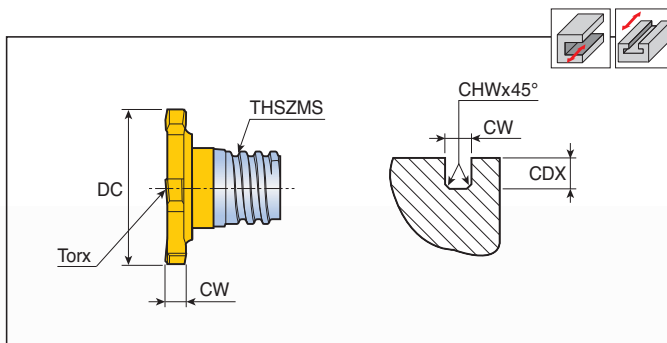


Designation	Feed (mm/tooth)	Dimension (mm)					Torx	Grade TT5543
		DC	CW	CDX	RE	THSZMS		
<b>TTB 135W3.0R04-06S05</b>	0.025-0.130	13.5	3	2.65	0.4	S05	T20	●
<b>135W4.0R04-06S05</b>	0.025-0.150	13.5	4	2.65	0.4	S05	T20	●
<b>160W2.0R04-06S06</b>	0.025-0.120	16	2	2.9	0.4	S06	T20	●
<b>160W3.0R04-06S06</b>	0.025-0.130	16	3	2.9	0.4	S06	T25	●
<b>160W4.0R04-06S06</b>	0.025-0.150	16	4	2.9	0.4	S06	T25	●
<b>165W2.0R04-06S06</b>	0.025-0.120	16.5	2	3.15	0.4	S06	T20	●
<b>165W3.0R04-06S06</b>	0.025-0.130	16.5	3	3.15	0.4	S06	T25	●
<b>165W4.0R04-06S06</b>	0.025-0.150	16.5	4	3.15	0.4	S06	T25	●
<b>195W4.0R04-06S08</b>	0.025-0.150	19.5	4	3.45	0.4	S08	T30	●
<b>195W5.0R04-06S08</b>	0.025-0.150	19.5	5	3.45	0.4	S08	T30	●
<b>195W6.0R04-06S08</b>	0.025-0.170	19.5	6	3.45	0.4	S08	T30	●
<b>225W5.0R04-06S08</b>	0.025-0.150	22.5	5	4.95	0.4	S08	T40	●
<b>225W6.0R04-06S08</b>	0.025-0.170	22.5	6	4.95	0.4	S08	T40	●
<b>225W8.0R04-06S08</b>	0.025-0.170	22.5	8	4.95	0.4	S08	T40	●
<b>250W6.0R04-06S08</b>	0.025-0.170	25	6	5.9	0.4	S08	T50	●
<b>250W8.0R04-06S08</b>	0.025-0.170	25	8	5.9	0.4	S08	T50	●
<b>250W5.0R04-06S10</b>	0.025-0.150	25	5	4.3	0.4	S10	T50	●
<b>250W6.0R04-06S10</b>	0.025-0.170	25	6	4.3	0.4	S10	T50	●
<b>250W8.0R04-06S10</b>	0.025-0.170	25	8	4.3	0.4	S10	T50	●

●: Standard items

# TTB-C15

6 flute, for chamfered slotting

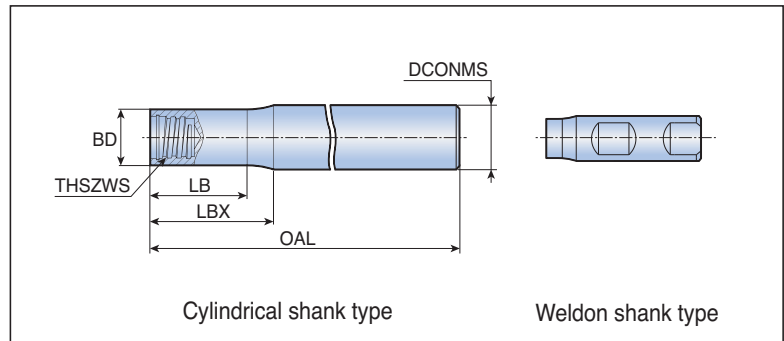


Designation	Feed (mm/tooth)	Dimension (mm)					Torx	Grade TT5543
		DC	CW	CDX	CHW	THSZMS		
<b>TTB 135W2.0C15-06S05</b>	0.025-0.120	13.5	2	2.65	0.15	S05	T20	●

● CHW: Corner chamfer width

●: Standard items

## Straight shank and neck

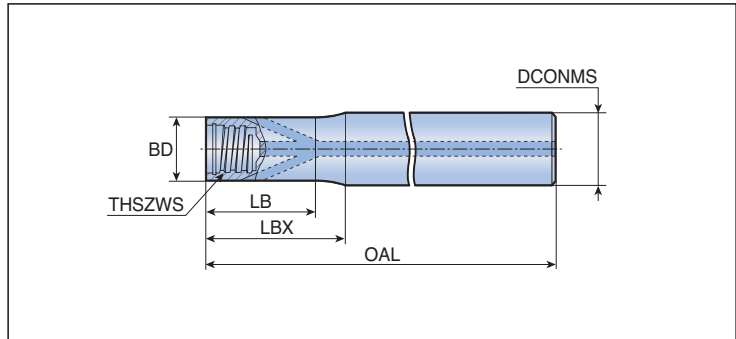


Designation	Dimension (mm)						Shank type	Shank material
	THSZWS	DCONMS	BD	OAL	LB	LBX		
<b>MXSSD 08L060S05-S</b>	S05	8	7.6	60	12.8	15	Cylindrical	Steel
<b>08L070S05-C</b>	S05	8	7.6	70	19	20	Cylindrical	Carbide
<b>08L090S05-C</b>	S05	8	7.6	90	39	40	Cylindrical	Carbide
<b>08L110S05-C</b>	S05	8	7.6	110	59	60	Cylindrical	Carbide
<b>10L070S06-C</b>	S06	10	9.6	70	18.5	20	Cylindrical	Carbide
<b>10L075S06-S</b>	S06	10	9.6	75	17.7	20	Cylindrical	Steel
<b>10L090S06-C</b>	S06	10	9.6	90	38.5	40	Cylindrical	Carbide
<b>10L110S06-C</b>	S06	10	9.6	110	58.5	60	Cylindrical	Carbide
<b>10L150S06-C</b>	S06	10	9.6	150	98.5	100	Cylindrical	Carbide
<b>12L055W05-S</b>	S05	12	7.6	55	-	3.8	Weldon	Steel
<b>12L070S08-C</b>	S08	12	11.5	70	17	20	Cylindrical	Carbide
<b>12L090S08-C</b>	S08	12	11.5	90	37	40	Cylindrical	Carbide
<b>12L090S08-S</b>	S08	12	11.5	90	13.6	16	Cylindrical	Steel
<b>12L110S08-C</b>	S08	12	11.5	110	57	60	Cylindrical	Carbide
<b>12L130S08-C</b>	S08	12	11.5	130	77	80	Cylindrical	Carbide
<b>16L065W06-S</b>	S06	16	9.6	65	-	6	Weldon	Steel
<b>16L065W08-S</b>	S08	16	11.5	65	-	4	Weldon	Steel
<b>16L090S10-C</b>	S10	16	15.2	90	38	40	Cylindrical	Carbide
<b>16L100S10-S</b>	S10	16	15.2	100	18	20	Cylindrical	Steel
<b>16L110S10-C</b>	S10	16	15.2	110	58	60	Cylindrical	Carbide
<b>16L130S10-C</b>	S10	16	15.2	130	78	80	Cylindrical	Carbide
<b>16L150S10-C</b>	S10	16	15.2	150	98	100	Cylindrical	Carbide
<b>20L070W10-S</b>	S10	20	15.2	70	-	4	Weldon	Steel
<b>20L090S12-C</b>	S12	20	18.3	90	37	40	Cylindrical	Carbide
<b>20L120S12-S</b>	S12	20	18.3	120	20.5	25	Cylindrical	Steel
<b>20L130S12-C</b>	S12	20	18.3	130	77	80	Cylindrical	Carbide
<b>20L200S12-C</b>	S12	20	18.3	200	117	120	Cylindrical	Carbide
<b>25L075W12-S</b>	S12	25	18.3	75	-	6	Weldon	Steel
<b>25L120S15-C</b>	S15	25	23.9	120	58	60	Cylindrical	Carbide
<b>25L135S15-S</b>	S15	25	23.9	135	33	35	Cylindrical	Steel
<b>25L170S15-C</b>	S15	25	23.9	170	98	100	Cylindrical	Carbide
<b>25L250S15-C</b>	S15	25	23.9	250	148	150	Cylindrical	Carbide

• THSZWS: Connection thread size

# MXSSD-W-A

## Straight shank and neck with internal coolant hole

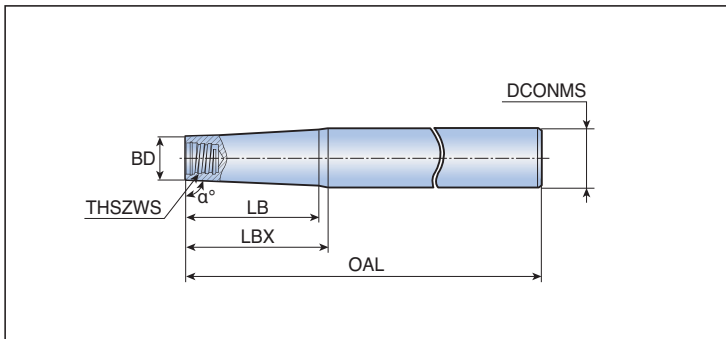


Designation	Dimension (mm)						Shank material
	THSZWS	DCONMS	BD	OAL	LB	LBX	
<b>MXSSD 10L070S06-W-A</b>	S06	10	9.6	70	19	20	Tungsten
<b>10L090S06-W-A</b>	S06	10	9.6	90	39	40	Tungsten
<b>10L110S06-W-A</b>	S06	10	9.6	110	59	60	Tungsten
<b>12L070S08-W-A</b>	S08	12	11.5	70	19	20	Tungsten
<b>12L090S08-W-A</b>	S08	12	11.5	90	39	40	Tungsten
<b>12L110S08-W-A</b>	S08	12	11.5	110	59	60	Tungsten
<b>12L130S08-W-A</b>	S08	12	11.5	130	79	80	Tungsten
<b>16L070S10-W-A</b>	S10	16	15.2	70	18.5	20	Tungsten
<b>16L090S10-W-A</b>	S10	16	15.2	90	36.5	40	Tungsten
<b>16L110S10-W-A</b>	S10	16	15.2	110	58.5	60	Tungsten
<b>16L130S10-W-A</b>	S10	16	15.2	130	78.5	80	Tungsten
<b>20L090S12-W-A</b>	S12	20	18.3	90	37	40	Tungsten
<b>20L130S12-W-A</b>	S12	20	18.3	130	77	80	Tungsten

• THSZWS: Connection thread size

# MXTSD

## Straight shank and taper neck

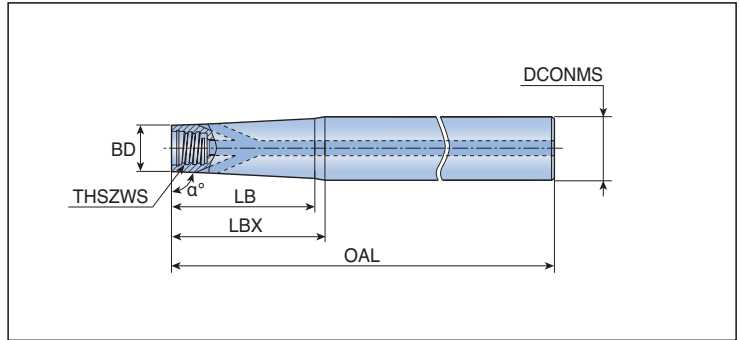


Designation	Dimension (mm)							Shank material
	$\alpha^\circ$	THSZWS	DCONMS	BD	OAL	LB	LBX	
<b>MXTSD 12L080S05-S</b>	85	S05	12	7.6	80	-	25	Steel
<b>12L100S05-S</b>	89	S05	12	7.6	100	31.0	35	Steel
<b>12L110S05-C</b>	89	S05	12	7.6	110	58.0	60	Carbide
<b>12L130S05-C</b>	89	S05	12	7.6	130	79.0	80	Carbide
<b>16L125S06-S</b>	85	S06	16	9.6	125	31.6	34	Steel
<b>16L130S08-C</b>	89	S08	16	11.5	130	78.8	80	Carbide
<b>16L140S08-S</b>	85	S08	16	11.5	140	19.3	22	Steel
<b>16L150S05-C</b>	89	S05	16	7.6	150	96.0	100	Carbide
<b>16L150S06-C</b>	89	S06	16	9.6	150	98.0	100	Carbide
<b>16L150S08-C</b>	89	S08	16	11.5	150	-	100	Carbide
<b>16L160S06-S</b>	89	S06	16	9.6	160	45.9	55	Steel
<b>16L170S06-C</b>	89	S06	16	9.6	170	119.0	120	Carbide
<b>20L140S10-S</b>	85	S10	20	15.2	140	-	27.5	Steel
<b>20L170S08-C</b>	89	S08	20	11.5	170	117.0	120	Carbide
<b>20L170S08-S</b>	89	S08	20	11.5	170	68.6	80	Steel
<b>20L170S10-C</b>	89	S10	20	15.2	170	-	120	Carbide
<b>20L190S10-C</b>	89	S10	20	15.2	190	-	140	Carbide
<b>20L190S10-S</b>	89	S10	20	15.2	190	73.0	80	Steel
<b>20L210S10-C</b>	89	S10	20	15.2	210	-	160	Carbide
<b>25L160S12-S</b>	85	S12	25	18.3	160	-	40	Steel
<b>25L170S10-S</b>	85	S10	25	15.2	170	-	56	Steel
<b>25L180S12-C</b>	89	S12	25	18.3	180	-	120	Carbide
<b>25L210S12-S</b>	89	S12	25	18.3	210	91.0	100	Steel
<b>25L250S12-C</b>	89	S12	25	18.3	250	-	140	Carbide
<b>32L155S15-S</b>	85	S15	32	23.9	155	40.0	45	Steel
<b>32L190S12-S</b>	85	S12	32	18.3	190	-	80	Steel
<b>32L220S15-S</b>	85	S15	32	23.9	220	-	100	Steel
<b>32L250S15-C</b>	89	S15	32	23.9	250	-	150	Carbide
<b>32L300S15-C</b>	89	S15	32	23.9	300	-	200	Carbide

• THSZWS: Connection thread size

# MXTSD-W-A

Straight shank and taper neck with internal coolant hole

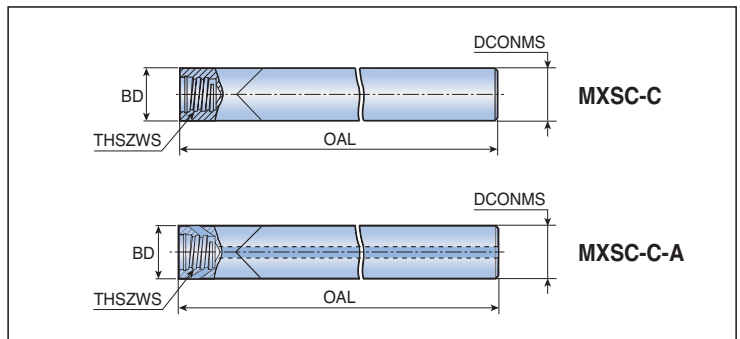


Designation	Dimension (mm)							Shank material
	$\alpha^\circ$	THSZWS	DCONMS	BD	OAL	LB	LBX	
<b>MXTSD 12L110S06-W-A</b>	89	S06	12	9.6	110	59	60	Tungsten
<b>16L170S06-W-A</b>	89	S06	16	9.6	170	116	120	Tungsten

- THSZWS: Connection thread size

# MXSC

Straight carbide shanks for TST type slotting head



Designation	Dimension (mm)				Coolant	Shank material
	THSZWS	DCONMS	BD	OAL		
<b>MXSC 100L100S06-C</b>	S06	10	10	100	x	Carbide
<b>120L100S08-C-A</b>	S08	12	12	100	•	Carbide

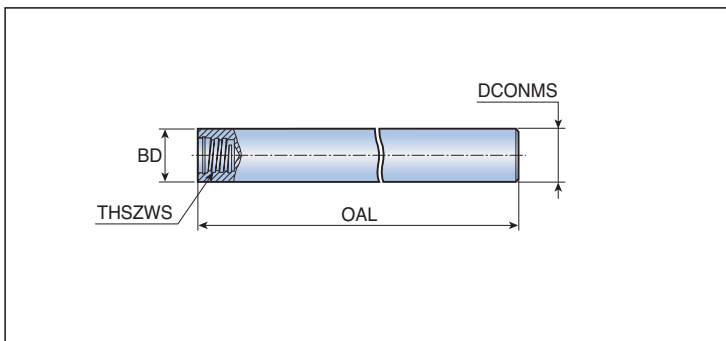
- THSZWS: Connection thread size

Note:

- For MXSC type shank, it is recommended to use the TST slotting head only. If other heads are used on the MXSC shank, the depth of cut must be smaller than the max. ap in each head. The MXSC type shank does not have external clearance, so the shank may interfere with the work piece.

# MXSTD

## Straight shanks for TTB type slotting head



Designation	Dimension (mm)				Shank material
	THSZWS	DCONMS	BD	OAL	
<b>MXSTD 08L070S05-S</b>	S05	8	8	70	Steel
<b>10L080S06-S</b>	S06	10	10	80	Steel
<b>12L090S08-S</b>	S08	12	12	90	Steel
<b>16L100S10-S</b>	S10	16	16	100	Steel

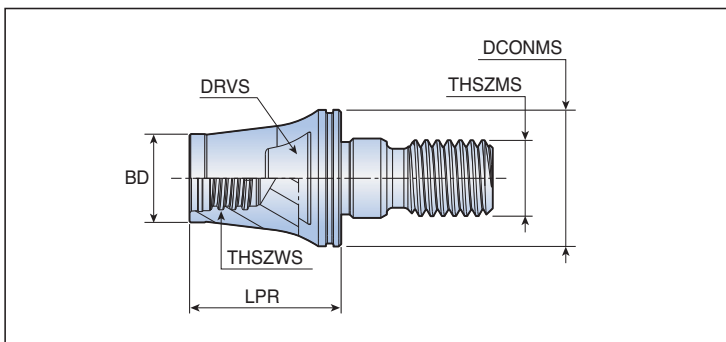
- THSZWS: Connection thread size

Note:

- For MXSTD type shank, it is recommended to use the TTB slotting head only. If other heads are used on the MXSTD shank, the depth of cut must be smaller than the max. ap in each head. The MXSTD type shank does not have external clearance, so the shank may interfere with the work piece.

# MXAD-M

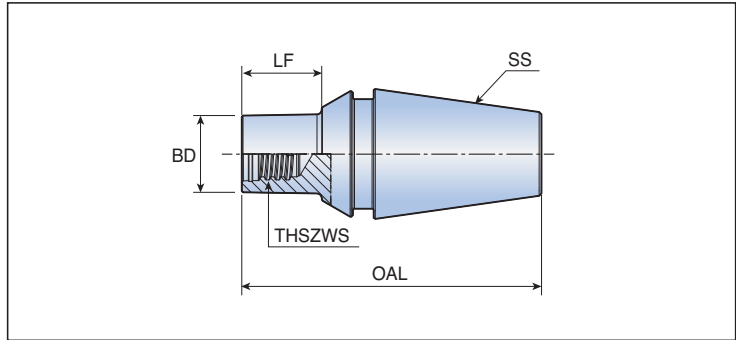
## Adapters for T-FLEXTEC



Designation	Dimension (mm)						Shank material
	THSZWS	THSZMS	DCONMS	BD	LPR	DRVS	
<b>MXAD 130L016S08-S-M8</b>	S08	M8	13	11.7	16	11	Steel
<b>130L025S08-S-M8</b>	S08	M8	13	11.7	25	11	Steel
<b>180L020S08-S-M10</b>	S08	M10	18	11.7	20	13	Steel
<b>180L025S08-S-M10</b>	S08	M10	18	11.7	25	11	Steel
<b>210L020S08-S-M12</b>	S08	M12	21	11.7	20	12.75	Steel
<b>210L025S08-S-M12</b>	S08	M12	21	11.7	25	12.75	Steel

- THSZWS: Connection thread size
- DRVS: Clamping wrench size

## ER collet chucks conversion adaptor with MAXI-RUSH

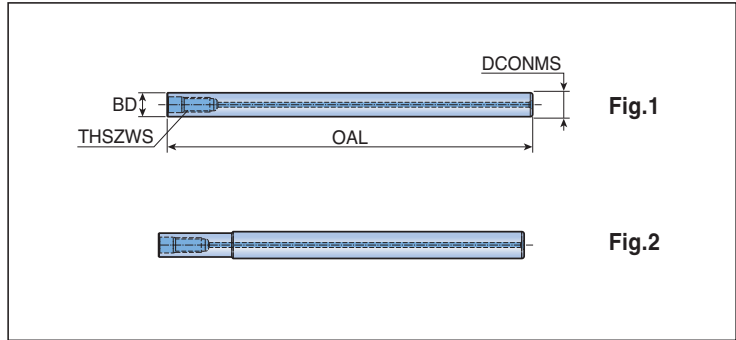


Designation	Dimension (mm)					Shank material
	SS	THSZWS	BD	LF	OAL	
<b>MXER 11CL006S05-S</b>	ER11	S05	7.92	6	24.0	Steel
<b>11CL020S05-S</b>	ER11	S05	7.92	20	38.0	Steel
<b>16CL012S05-S</b>	ER16	S05	7.92	12	39.5	Steel
<b>16CL020S05-S</b>	ER16	S05	7.92	20	47.5	Steel
<b>16CL010S06-S</b>	ER16	S06	9.92	10	37.5	Steel
<b>16CL020S06-S</b>	ER16	S06	9.92	20	47.5	Steel
<b>16CL006S08-S</b>	ER16	S08	11.6	6	33.5	Steel
<b>16CL020S08-S</b>	ER16	S08	11.6	20	47.5	Steel

• THSZWS: Connection thread size

# S M06-CT

## Straight shank and neck with internal coolant hole




Designation	Dimension (mm)				Coolant	Fig.	Shank material
	THSZWS	DCONMS	BD	OAL			
<b>S M06-CT10-L100</b>	M06	10	10	100	●	1	Carbide
<b>CT10-L150</b>	M06	10	10	150	●	1	Carbide
<b>CT12-L100</b>	M06	12	12	100	●	1	Carbide
<b>CT12-L150</b>	M06	12	12	150	●	1	Carbide

- Fig.2 can be supplied as special



TAEGUTEC  
**SPEEDTEC**  
HIGH SPEED & FEED LINES



**TaeguTec**  
Member IMC Group



- Cat.No: 6342304
- Korean Version: CT 11/2019
- ©TaeguTec LTD.